




Public Works
LOS ANGELES COUNTY

QUARTERLY BUSINESS
REPORT

Q4/2022-2023





CONTENTS

Public Works Overview	4	Construction Management	54
Administrative Services	6	MAJOR PROGRAMS/SERVICES	55
MAJOR PROGRAMS/SERVICES	7	KEY ISSUES/CHALLENGES	57
KEY ISSUES/CHALLENGES	10	STRATEGIES	57
STRATEGIES	11	RESULTS-BASED ACCOUNTABILITY: SUMMARY	59
RESULTS-BASED ACCOUNTABILITY: SUMMARY	14	KEY TAKEAWAYS	60
KEY TAKEAWAYS	16	Public Contracting and Asset Management	62
Water Resources	18	MAJOR PROGRAMS/SERVICES	63
MAJOR PROGRAMS/SERVICES	19	KEY ISSUES/CHALLENGES	65
KEY ISSUES/CHALLENGES	23	STRATEGIES	65
STRATEGIES	24	RESULTS-BASED ACCOUNTABILITY: SUMMARY	67
RESULTS-BASED ACCOUNTABILITY: SUMMARY	29	KEY TAKEAWAYS	68
KEY TAKEAWAYS	32	Municipal Services	70
Transportation	34	MAJOR PROGRAMS/SERVICES	71
MAJOR PROGRAMS/SERVICES	35	KEY ISSUES/CHALLENGES	77
KEY ISSUES/CHALLENGES	37	STRATEGIES	78
STRATEGIES	37	RESULTS-BASED ACCOUNTABILITY: SUMMARY	80
RESULTS-BASED ACCOUNTABILITY: SUMMARY	40	KEY TAKEAWAYS	81
KEY TAKEAWAYS	41	Appendix 1 – Services Provided to Cities	83
Environmental Services	42	Appendix 2 – Public Works’ Priority Legislation	91
MAJOR PROGRAMS/SERVICES	43		
KEY ISSUES/CHALLENGES	46		
STRATEGIES	47		
RESULTS-BASED ACCOUNTABILITY: SUMMARY	50		
KEY TAKEAWAYS	52		

Public Works Overview

“To become the most trusted public agency in the region.”

“We plan, design, build, and maintain modern infrastructure that uplifts all communities of Los Angeles County.”



Director
Mark Pestrella, PE

Los Angeles County Public Works was formed in January 1985, consolidating the former County Road Department, the County Engineer Department, and the County Flood Control District.

With a Vision to become the most trusted public agency in the region, Public Works has been defined by its responsiveness to the public, commitment to provide excellent customer service, and drive to build great community relations. Public Works' workforce takes pride in being public servants providing essential and critical services for all residents and businesses in Los Angeles County.

Public Works' diverse operations are defined within six core service areas: Water Resources, Transportation, Environmental Services, Construction Management, and Municipal Services. Its annual budget over \$3.9 billion is funded by restricted revenues, such as gas excise and sales tax, benefit assessment, water and sewer sales, user fees, and contract cities revenues.

Public Works is strategically focused on supporting economic development through business-friendly contracting opportunities that will better serve the County's small businesses and local worker hiring objectives. In Fiscal Year 2021-22, Public Works awarded approximately \$1.8 billion in contracts within Los Angeles County, which helped create 21,996 jobs. (See **“Appendix 1” for more details on Public Contracting and Asset Management**).

Public Works' workforce is comprised of approximately 3,600 employees in nearly 500 job classifications, including professional, technical, clerical, and skilled crafts.

Headquartered at 900 South Fremont Avenue in Alhambra, Public Works has 77 field facilities throughout Los Angeles County.

This business report highlights Public Works' high-level efforts in advancing its outcomes for the previous quarter. By acting on the strategies of each Business Area, Public Works aims to improve the quality of life for all Los Angeles County residents.

Public Works Executive Team



Angela R. George-Moody
Chief Deputy Director
 (626) 458-4003
 agmoody@pw.lacounty.gov



Anthony Nyivih
Assistant Director
 (626) 458-4014
 anyivih@pw.lacounty.gov



Miki Esposito
Assistant Director
 (626) 458-4019
 mesposito@pw.lacounty.gov



Shari Afshari
Deputy Director
 Public Contracting &
 Asset Management



Vincent Yu
Deputy Director
 Construction Management



Vacant
Deputy Director
 Municipal Services



Coby Skye
Deputy Director
 Environmental Services



Steve Burger
Deputy Director
 Transportation



Keith Lilley
Deputy Director
 Water Resources



Jeff Howard
Administrative Deputy
 Administrative Services

NAME	TITLE	PHONE	EMAIL
Angela R. George-Moody	Chief Deputy Director	626.458.4003	agmoody@pw.lacounty.gov
Anthony Nyivih	Assistant Director	626.458.4014	anyivih@pw.lacounty.gov
Miki Esposito	Assistant Director	626.458.4019	mesposito@pw.lacounty.gov
Shari Afshari	Deputy Director, Public Contracting & Asset Management	626.458.4008	safshari@pw.lacounty.gov
Vincent Yu	Deputy Director, Construction Management	626.458.4010	vyu@pw.lacounty.gov
Vacant	Deputy Director, Municipal Services		
Coby Skye	Deputy Director, Environmental Services	626.458.4016	cskye@pw.lacounty.gov
Steve Burger	Deputy Director, Transportation	626.458.4018	sburger@pw.lacounty.gov
Keith Lilley	Deputy Director, Water Resources	626.458.4012	klilley@pw.lacounty.gov
Jeff Howard	Administrative Deputy, Administrative Services	626.458.4006	jhoward@pw.lacounty.gov

Administrative Services

"Public Works is the Employer of Choice in Los Angeles County."



Public Works' recruiters attending a campus recruitment event.

Support a workforce of **3,640** employees



MAJOR PROGRAMS/SERVICES

Public Works' Administrative Services Branch (Branch) provides enterprise-wide financial management, administrative services, human resources, information technology, and risk management. Services include:

- Fiscal oversight
- Budget/fund management
- Internal audit
- Recruitment and selection
- Classification and compensation
- Employee relations and programs
- Personnel and payroll operations
- Performance management
- Benefits and return to work
- Employee recognition programs
- Procurement and warehousing
- Employee training and professional development
- Compliance oversight for legally mandated programs, Americans with Disabilities Act
- Information technology
- Employee Health and Safety



2022 Public Works' Engineering Assistants Forum

The Branch is committed to creating a culture of world-class public service by investing in our employees, building workforce expertise, creating permanent jobs, investing in training and technology, and promoting a diverse, inclusive, and supportive work environment for everyone.

We aim to align our workforce with Public Works' mission to lift up the well-being of all communities of Los Angeles County (County) by recruiting, retaining, and developing a highly talented workforce to support our Business Areas' strategic priorities and operations

We support the County's efforts to increase the number of families earning a living wage in the County by providing job opportunities to disadvantaged populations.

We support the County's Anti-Racism, Diversity, and Inclusion (ARDI) Initiative through an equity infused strategic plan and tools designed to address systemic racism.

Cybersecurity Threats Prevented in FY 2022-23

237K
Spam/Phishing

6.96M
Web-Based Attacks

Fiscal Year 2022-2023



16,715

Purchase Orders Processed
Totalling

\$125.9 million

Certificate of Achievement for
Excellence in Financial Reporting



Los Angeles County Flood Control
District Annual Comprehensive
Financial Report

8,424 Local Small Business Enterprise
(LSBE) payments for a total of

\$110 million

94% of LSBE payments
made within 15 days

PROGRAMS/INITIATIVES

EMPLOYEE ENGAGEMENT:

- Safety Awards Ceremonies
- Service Awards Ceremonies
- Public Service Awards Ceremony
- New Employee Orientations
- Charitable Giving Campaign Kickoff Meeting and Fundraisers
- March of Dimes Kickoff Meeting and Fundraisers
- Director's Forum
- Director's Field Visits
- New Manager Meetings
- Public Works Leadership Forums
- Blood Drives
- Flu Shot Clinic/Wellness Events
- Election Worker/Volunteer Opportunities
- PW Holiday Care Fund
- PW Dodgers Day
- Veterans Luncheon
- Engineering Assistants Forum
- Superintendents Meeting

College Recruitment

Public Works conducts on campus recruitment at multiple accredited colleges and universities seeking to attract qualified and diverse talent from all communities.

PLACE Program

Public Works has partnered with the Worker Education and Resource Center (WERC) and the County Department of Human Resources to hire individuals with barriers to employment through the Preparing Los Angeles for County Employment (PLACE) program.

Work From Home (Telework)

Public Works' Work From Home (WFH) program is designed to provide work flexibility while continuing to deliver the highest level of service to our customers. Our WFH program follows four critical tenets:

- Collaborative Culture – enforce a culture of collaboration and integration of skills, knowledge, and values to meet our mission and build the public's trust in us.
- Public Service – create an outstanding and unmatched customer experience in our industry. Everything Public Works does is customer-oriented.
- Productivity – increase employees' productivity to support population outcomes and strategies. Work products must be measurable, and results must deliver the best value for our customers.
- Workforce Well-being – support a better work-life balance for employees. Public Works is committed to providing environments that help employees focus while working and still maintain a full personal life.

Training

Public Works is committed to developing and retaining a highly skilled workforce prepared to address modern infrastructure needs. We support employees in furthering their education through degree and certification programs, as well as tuition reimbursement assistance. Our employees attend external training, conferences, and seminars that further enhance their learning opportunities and enable networking with industry leaders. Newly appointed section managers are introduced to Public Works' Director and the executive team, and participate in training on the Leadership Pipeline framework.

\$1,173,000

Invested in employee training and development in Fiscal Year 2022-23



KEY ISSUES/CHALLENGES

- **Strategic Issues**

- Due to employee turnover resulting from retirements and interdepartmental promotions, Public Works must prepare for current and future labor market demands by retaining a diverse, sustainable, and highly skilled workforce, with a specific focus on trends in the engineering industry.
- As we adapt to new ways of working, Public Works must continue to develop our leaders to put them in the best position to respond to the unique challenges of working in a hybrid environment and prepare employees for new leadership roles and challenges.
- Public Works supports the Board of Supervisors' commitment to improving employment opportunities for County residents through workforce development programs, such as PLACE, which focus on creating pathways to County employment for disadvantaged populations.

- **Challenges**

- Baby boomer retirements can result in significant loss of institutional knowledge.
- We need to be appropriately resourced with positions to aid in succession planning, high workload demands in key strategic areas, and diversity and inclusivity at all levels.
- We recognize the need to onboard talent more quickly as well as achieve a more sustainable work-life balance for our employees.
- Other organizations may offer more employee-friendly telework schedules to attract and retain talent.

STRATEGIES

The Branch established two strategies designed to recruit, retain, and develop a highly talented workforce which will make us the Employer of Choice in Los Angeles County. These strategies will help attract a diverse pool of qualified candidates; enhance our internal process for more timely onboarding of new talent; and promote employee development and well-being through a supportive and inclusive work environment.

Below are our Strategies:

Strategy 1 – Recruit and retain a highly talented workforce.

This strategy focuses on targeted outreach and recruitment efforts to attract a diverse candidate pool and hire the most qualified candidates, with an emphasis on engineering talent to support the Business Areas' strategic priorities and operations.

- Some high-level actions involved:
 - Participate in outreach events, career and job fairs, and campus recruitment at college and universities to recruit a qualified and diverse candidate pool.
 - Implement efficiency enhancements to reduce the time between electronic Personnel Action Request (ePAR) approval and the establishment of the start date to onboard talent more quickly.
 - Document employees hired with specialized degrees, licenses, and certifications..

Strategy 2 – Train and promote professional workforce development.

This strategy focuses on promoting professional development opportunities to support the workforce. This strategy will have a strong positive impact on job satisfaction, retention, and belonging as employees feel supported and engaged in their roles.

- Some high-level actions involved:
 - Develop an automated tool to measure employee compliance with County mandated training.
 - Expand leadership training for managers.
 - Create a baseline (reference point) of our workforce's expertise by documenting employees who possess specialized degrees, licenses, and certifications.

STRATEGIES STATUS (FOURTH QUARTER: APRIL-JUNE 2023)

Strategy: Recruit and retain a highly talented workforce

1. As the employer of choice in Los Angeles County, Public Works is actively engaged in recruiting a highly talented and diverse workforce. This quarter, we participated in seven career and job fairs and attended two local community events throughout the County.
2. As a result, we extended 120 job offers to new talent. The percentage of job offers accepted this quarter was 90 percent, which was slightly higher than last quarter's acceptance rate of 89 percent. This confirms that Public Works is a highly desirable place to work.
3. The Associate Civil Engineer eligibles list, which includes candidates from outside Public Works is now available to the divisions. We continue our outreach on professional websites and social media to attract a highly talented and diverse pool of licensed civil engineers.
4. Out of 115 new employees hired this quarter, 34 possessed degrees and/or certificates.
5. Public Works and WERC/PLACE started a new Water Service Helper cohort with a goal to hire 10 program participants and integrate more people who face high barriers to employment into our workforce. Public Works is currently interviewing candidates reachable for appointment.
6. We received positive feedback from three pilot divisions about the new ePAR Tracking System. We anticipate that next quarter, we will roll out the ePAR Tracking System to all divisions with the goals to reduce staff time in responding to inquiries and promote transparency.
7. Our WFH program continues to provide flexibility and support work-life balance for the workforce. Over 45 percent of Public Works employees are currently teleworking one or more days per week.
8. We are redesigning our Recruitment page on the Public Works internet website to achieve a fresh modern, and more engaging look and feel. The new PW Recruitment page will showcase our 21st century workforce and highlight employee programs and benefits available at Public Works.

Strategy: Train and promote professional workforce development

1. Public Works invested a total of \$1,173,000 in employee training and development this fiscal year to support the workforce and promote safety and wellbeing. Of this total, we invested \$570,000 in Department of Human Resources (DHR) skill building courses, local government-oriented employment law and policy workshops, Secretarial Certification Excellence Program, external training, essential leadership skills workshops, tuition reimbursement, Professional Engineer license reimbursement, and professional coaching. In addition, we invested approximately \$603,000 in employee safety training.
2. We created a new training for supervisors to be taught by Public Works' subject matter experts. The training will focus on the supervisor's role and responsibilities related to policies, procedures and guidelines in the areas of human resources, training and development, workplace conduct, and financial management. Our target date to commence the training is October 2023.
3. We are exploring options for a new data repository that can manage the baseline information collected from our workforce and track the types of degrees, licenses, and certifications our employees possess. This data is critical to create a reference point of expertise within the enterprise to support the Business Areas' strategic priorities and operations. We estimate the database will be available by December 2023.
4. We are evaluating options for a new leadership training for Public Works managers. The comprehensive proposal will include various areas of potential learning, including increasing competencies for emotional intelligence and Results-Based Accountability. Additionally, we are looking into leveraging existing LA County University programs, specifically the Management Development Program, which is a five-week course taught by DHR and includes 360-degree evaluations for all participants. We estimate the proposal will be available by November 2023.
5. We are developing and testing a new training dashboard to measure departmental compliance with County mandated trainings and boost divisions' accountability. Our IT team has created the dashboard framework and we are currently working with DHR's IT team to gain access to their stored training data. We estimate the dashboard will be available by September 2023.



RESULTS-BASED ACCOUNTABILITY: SUMMARY

Population Accountability

Population Outcome: Public Works is the Employer of Choice in Los Angeles County				
Population Indicators	Current Value	Current Reporting Period	Previous Value	Previous Reporting Period
Employee annual retention rate	92.3%	January 2022 to January 2023	93.9%	January 2021 to January 2022
Percentage of job offers accepted	90%	April to June 2023	89%	January to March 2023
Demographics of workforce that reflects Los Angeles County communities	See Chart on Page 11	June 2023	N/A	N/A

Performance Accountability

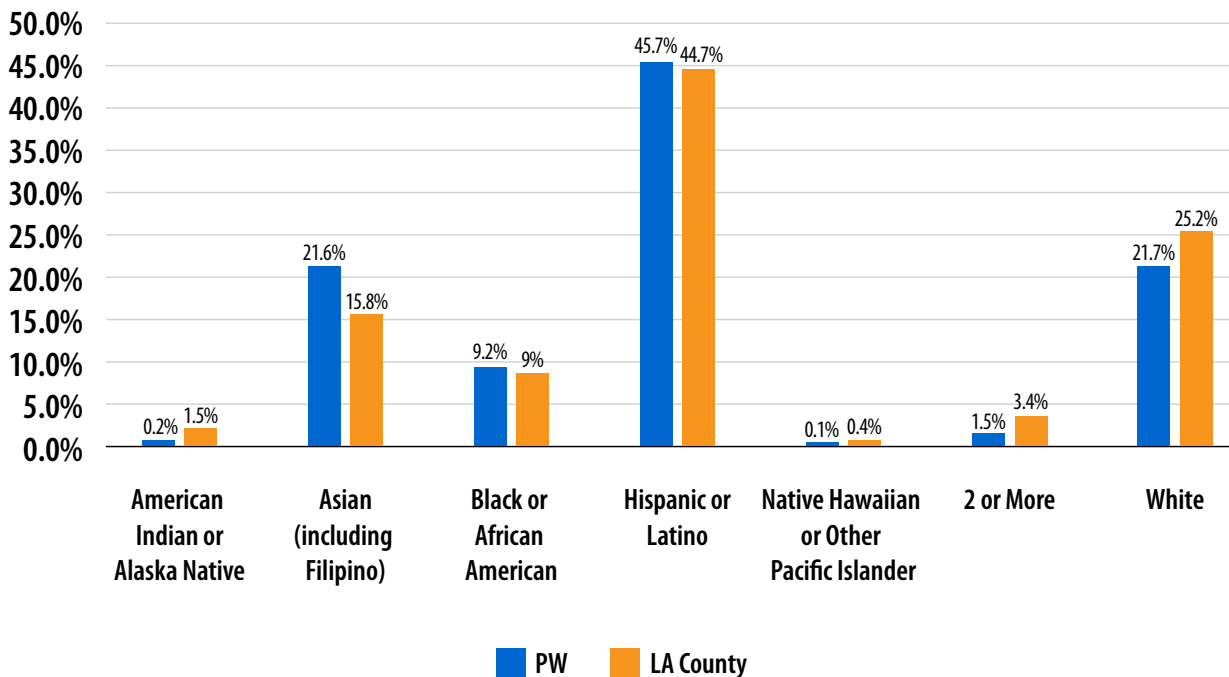
Strategy 1: Recruit and retain a highly talented workforce					
Performance Measures (April – June 2023)	Current Value	Previous Value	Current Target Value	Current Trend	Baseline % Change
Employee turnover rate	1.5%	2.7%	1.6%	↓	-44%
Median number of days from ePAR approval to establishment of start date for more timely onboarding	26 calendar days	25 calendar days	25 calendar days	↑	4%
Number of employees hired with specialized degrees, licenses, and certifications (e.g., surveyor, structural engineering, geotechnical engineering, project management, construction inspectors)	Data in development	N/A	100%	↓	-23%

Strategy 2: Train and promote professional workforce development					
Performance Measures (April – June 2023)	Current Value	Previous Value	Current Target Value	Current Trend	Baseline % Change
Employee compliance rate with County mandated training	86%	85%	100%	↑	1%
Percent of managers that completed leadership training	76%	76%	100%	→	0%

KEY TAKEAWAYS

- In 2022, our employee annual retention rate remained high at 92.3 percent, despite the national economic trend of large numbers of employees voluntarily resigning, known as the “Great Resignation.”
- Turnover declined from 2.7 percent in the prior quarter to 1.5 percent this quarter. Last quarter’s turnover rate was impacted by March retirements. Our target is to remain close to the national average for governmental employees, which is 1.6 percent.
- This quarter, 90 percent of our job offers were accepted, a slight increase from last quarter’s acceptance rate of 89 percent. This reiterates that Public Works is a highly desirable place to work.
- The overall Public Works workforce continues to closely reflect the demographics of Los Angeles County population as a whole, demonstrating a representative and diverse workforce.

Public Works Employees vs. Los Angeles County Population As of June 2023



LA County population source: 2022 U.S. Census.



Water Resources

"All Los Angeles County residents have access to safe, clean, and reliable water resources."



Ladera Park

14
dams

Providing flood protection for
10 million people
and contributing to their water supply



MAJOR PROGRAMS/SERVICES

Through the Los Angeles County Flood Control, Unincorporated Area stormwater program, and Waterworks Districts, Public Works is responsible for Countywide water resource management, which includes flood risk management, water supply, and watershed health.

Flood Risk Management and Stormwater Capture

The Los Angeles County Flood Control District (Flood Control District) was established under the Los Angeles County Flood Control Act in 1915. The Act empowered the Flood Control District to provide flood protection, water conservation, recreation and aesthetic enhancement within its boundaries. The Flood Control District is governed, as a separate entity, by the County of Los Angeles Board of Supervisors.

On behalf of the Flood Control District, Public Works constructs, operates, and maintains a regional system of flood control and water conservation facilities that provide flood protection and increase local water supply. The annual average budget of the Flood Control District is \$367 million, with major funding from property taxes and a property benefit assessment for flood control.

The Flood Control District's boundaries encompass 2,758 square miles. The Flood Control District operates and maintains one of the most complex systems of flood control and water conservation in the country. The Flood Control District's current infrastructure includes 14 major dams and reservoirs, 491 miles of concrete and soft-bottom channels, 3,400 miles of underground storm drain conduits, 97,466 catch basins, 61 pump stations, 189 debris basins, 181 crib dams, 37 sediment placement sites, 27 spreading grounds, 21 low-flow diversion structures, 313 seawater barrier injection wells, 1 constructed wetland, and 1 mitigation bank area.

The reservoirs assist in recharging groundwater, which helps Los Angeles retain a supply of drinking water. Water from the reservoirs is released, as needed, and moves through a system of open channels into spreading grounds, where it replenishes groundwater basins by slowly percolating, or infiltrating, into the ground. The groundwater basins are accessed by wells, providing a valuable and reliable source of local drinking water. By conserving water in reservoirs, Los Angeles County relies less on imported water from other areas of California and Colorado River Aqueduct. The flood control system ensures that the greatest amount of water is captured in

reservoirs and diverted into spreading grounds instead of being lost to the ocean.

The Flood Control District also administers the Safe Clean Water Program, which provides local, dedicated funding to increase our local water supply, improve water quality, and protect public health. Multi-benefit projects capture stormwater to supplement local water supply through reuse, potable offset, and/or groundwater recharge.

Local groundwater provides one-third of the region's water supply. The Flood Control District's spreading operations significantly help to recharge these local groundwater aquifers and are supplemented by numerous other regional entities doing both regional and distributed stormwater capture projects through the Safe Clean Water Program.

The Flood Risk Management Program includes planning; operation; maintenance; emergency storm response; storm drain rehabilitation; debris protection; floodplain management; public service; and construction of storm protection facilities, such as dams, channels, debris basins, storm drains, pumps, and removal of accumulated debris from reservoirs, debris basins, and debris retaining inlets.

The seawater barrier injection wells along Los Angeles County's coastline often go unnoticed because of their underground nature. However, these facilities serve as Los Angeles basin's fresh water sentinels. They protect a significant portion of the area's drinking water supply from ocean water, which constantly attempts to migrate into existing aquifers. Treated imported and reclaimed water is injected deep into the underground aquifers to block this inland migration of saltwater.

Another vital component of the Flood Risk Management Program is the removal of accumulated debris from the numerous reservoirs and debris basins, which protect nearby communities. Debris removal from the reservoirs also restores capacity, which the region needs for stormwater conservation.

Integrated Regional Water Management Program (IRWMP)

Public Works leads the Greater Los Angeles County IRWMP, the largest regional water management group in the State involving 30 regional water management agencies.

The IRWMP planning process successfully brings together and prioritizes water-related efforts in the region in a systematic way to ensure sustainable water uses, reliable water supplies, better water quality, environmental stewardship, efficient urban development, protection of agriculture, and a strong economy. Through IRWMP, Public Works partners with regional water stakeholders and agencies to implement regional solutions through open and collaborative stakeholder processes to promote sustainable water use in the Los Angeles region.


Since its inception in 2008, Greater LA County IRWMP has successfully secured more than \$144 million in water resource grants for 86 projects.

260,000

residents have access to new recreation opportunities at Flood Control District facilities within one mile of their homes

Over the last 10 years, Public Works:

- **Increased the stormwater recharge capacity** at its facilities by approximately 17,680 acre-feet per year.
- **Invested more than \$193 million** in rehabilitating its dams and increasing their operational efficiency.
- **Invested more than \$58 million** in enhancing the capacity and operational efficiency of its spreading grounds and seawater barriers.

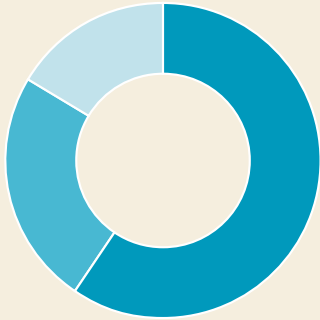


Public Works recharges enough groundwater from various sources annually to serve **3.48 million residents**

270,000

water customers served in
Marina del Rey, Malibu,
Val Verde, Acton, Kagel Canyon,
Antelope Valley

Average Annual Contribution to Regional Water Supply



200,000 acre-feet
Stormwater

65,000 acre-feet
Imported water

45,000 acre-feet
Recycled water

Water Utilities

Public Works also provides retail water service to over 270,000 residents through the management of five County Waterworks Districts, the Marina del Rey water system (SD2), and the Rancho Los Amigos Water System (SD2). The systems are comprised of 1,346 miles of water mains, 122 storage tanks, and 145 pump stations and includes the following five District areas:

- Malibu (SD3)
- Val Verde (SD5)
- Acton (SD5)
- Kagel Canyon (SD5)
- Antelope Valley (SD5)

The Los Angeles County Waterworks Districts operates out of three District offices (Alhambra, Malibu, and Lancaster) and maintains an online water account management system (MyWAM) for customers to easily access and manage their account online, anytime, anywhere and offers a “Live Chat” feature to enhance the customer service experience.

County Waterworks Districts also manages a robust water efficiency program to increase water conservation and reduce daily per capita water usage. The program includes:

- Residential Rebate Program
- Cash for Grass Program/Grass Replacement
- Online guides for Xeriscape Education
- Education and outreach programs
- Water Surveys
- Cell phone application to report Water Waste
- Quarterly Newsletters

The annual budget for these Waterworks Districts and the Marina del Rey water system is \$238 million.

The Waterworks Districts are investing in extensive capital improvement programs with over \$190 million of planned projects including water tanks, waterlines, valves, pumps, and wells over the next 20 years. Additionally, the Waterworks Districts has initiated a comprehensive asset management program to assess infrastructure and prioritize repairs and upgrades.



Watershed Health Program

Public Works is responsible for planning and implementing projects and programs to improve surface water quality in unincorporated County areas and is the lead Agency for the Los Angeles County Municipal Stormwater (MS4) Permit issued by the Regional Water Quality Control Board to the County of Los Angeles (unincorporated areas) and to the Los Angeles County Flood Control District (jurisdictional areas).

A new MS4 Permit was adopted in 2021 and includes the County, the Flood Control District, and 85 municipalities in Los Angeles County. In addition, the 2021 MS4 Permit also includes 10 cities within Ventura County and the Ventura County Watershed Protection District as permittees. The Permit requires permittees to collectively control pollutant discharges into the municipal stormwater system and to meet Total Maximum Daily Loads requirements. The permit requires a regional collaboration and Public Works is participating in 18 Watershed groups that were formed to complete watershed management plans to collectively develop and implement projects/programs to meet MS4 permit requirements and to identify opportunities for water quality projects that will also increase stormwater reuse and augment local water supply. These watershed groups have developed detailed plans that were approved by the Los Angeles Regional Water Quality Control Board.

To date, the County has invested over \$459 million Countywide towards the construction of stormwater quality improvement projects (\$383 million through the Safe Clean Water Program, and \$76 million through the unincorporated County's stormwater program).

Over the last year, **21 low-flow diversions** have prevented around **182 million gallons** (equivalent to 5 million bathtubs) of polluted urban runoff from entering local waterways

KEY ISSUES/CHALLENGES

- **Climate Change**
 - Our region is subject to extreme weather which includes extended periods of drought with few, intense rain events.
 - Climate change is expected to reduce the reliability of imported water delivered to Los Angeles County. This will require an increased emphasis on development of local sources of water to increase the sustainability of our water supply.
- **Improving Water Body Health**
 - Federal and State regulations establish water quality standards to protect the beneficial uses of water bodies, which include aquatic habitat and recreation. New regulations continue to be developed.
 - Water bodies within Los Angeles County (rivers, lakes, and the ocean) are impaired by various pollutants, which negatively impact aquatic habitat and recreation. Stormwater, urban runoff, and other discharges are a source of these pollutants.
 - Many of these rivers and lakes are part of the urban flood control infrastructure belonging to the Flood Control District, such as the Los Angeles River, Verdugo Wash, and the Arroyo Seco Channel.
 - The unincorporated areas of the County and the Flood Control District (along with other cities in the County) are required to develop and implement programs to reduce pollutants entering water bodies. These programs are costly and existing funding is limited.
 - The cost to meet water-quality standards in Los Angeles County is estimated at \$20 billion dollars over the next 20 years. Most local agencies lack a reliable source of revenue to meet the long-term challenges.

STRATEGIES

- **Improve Regional Water Supply Resiliency**

- Improve regional water supply resiliency and sustainability through cultivation of strategic partnerships, coordination of integrated water management, development of the County Water Plan, and enabling significant increases in stormwater capture, use of recycled water, and water use efficiency.
- Develop roadmap for maximizing stormwater capture capacity and groundwater basin recharge.
- Leverage and improve effectiveness of the Safe, Clean Water Program and implement watershed master plans.

- **Flood Risk Reduction/Climate Response**

- Implement comprehensive assessment of water infrastructure and develop long-term plans for repair, replacement, and upgrade to optimize flood protection.
- Develop a master asset management plan to assist in coordinating all operations and management activities and educating local communities.
- Develop and execute an implementation roadmap to ensure fiscal health of Flood Control District funds.

- **County Waterworks Districts' Water Supply Resiliency**

- Increase local supply resiliency and water supply reliability.
- Ensure reliable service to our customers through proactive asset management, water supply risk management, and investments in making our infrastructure more resilient.
- Serve our customers and staff by providing programs, projects, and services in a fair and equitable way.
- Ensure sustainable funding for all Waterworks Districts and ensure efficient investments in capital assets, operations, and services.

STRATEGIES STATUS (FOURTH QUARTER: APRIL–JUNE 2023)

Strategy: Improve Regional Water Supply Resiliency

1. Public Works continues to lead and coordinate efforts to establish a sustainable regional water supply through integrated water management as demonstrated by the following accomplishments:
 - Developing the Los Angeles County Water Plan (CWP); integrating and building upon existing local and regional planning efforts to establish and articulate a shared, inclusive, regional path forward to sustainably achieve safe, clean, and reliable water resources for Los Angeles County. CWP stakeholder engagement efforts primarily consisted of a series of workshops at regional and subregional Integrated Regional Water Management (IRWM) meetings and collaborative workgroup meetings with water agency representatives. Additional listening sessions were held with environmental and environmental justice organizations as well as interested regional Tribes. The Draft CWP will include targets, strategies, and actions developed in conjunction with stakeholder feedback received. Release of the draft CWP for public comment is anticipated by summer 2023.
2. Public Works continues to lead the Safe, Clean Water (SCW) Program implementation. The SCW Program provides local, dedicated funding to increase water supply, improve water quality, enhance communities, and protect public health in Los Angeles County. Accomplishments include:
 - On April 20, 2023, the Regional Oversight Committee reviewed and recommended the approval of the Stormwater Improvement Plans (SIPs) for Fiscal Year 2023-2024 (FY23-24) from the 9 Watershed Area Steering Committees. These plans are now expected to undergo final adoption by the Board of Supervisors in early August. The SIP investments in multi-benefit projects, once constructed, will increase stormwater and urban runoff capture and reduce stormwater and urban runoff pollution in the Flood Control District. As a result, the region will maximize its local water supplies while meeting other community needs and priorities.
 - The 25 new Infrastructure Program Projects recommended for funding are distributed across the 5 Supervisorial Districts. Note that project distribution varies by year, and dollar amounts are typically smaller when only seeking funding for design (and not construction yet, as with North Santa Monica Bay this year). Additionally, the Flood Control District continues to advance the Metrics and Monitoring Study, which – alongside other inputs – will inform adaptive management of the program and maximize the number of multi-benefit projects able to be submitted for consideration going forward, even for those watershed areas that may have less opportunity for certain types of benefits. The distribution of new Infrastructure Program projects being recommended for funding in this current year is as follows:
 - SD1 – 5 Projects, \$56.8 million (4 projects provide benefits to Disadvantaged Communities)
 - SD2 – 3 Projects, \$7.6 million (3 projects provide benefits to Disadvantaged Communities)
 - SD3 – 1 Project, \$350,000
 - SD4 – 10 Projects, \$61.6 million (7 projects provide benefits to Disadvantaged Communities)
 - SD5 – 6 Projects, \$34.4 million (4 projects provide benefits to Disadvantaged Communities)
 - Funded projects to date (101 in total from the three prior year SIPs) provide a suite of community enhancements entailing reductions in heat island effect, increasing recreational opportunities, providing increased shade and trees, improving flood protection, increasing access to waterways, enhancements in our park spaces, as well as enhancement of green spaces at schools. A Metrics and Monitoring Study is underway to develop a suite of metrics and monitoring strategies to determine and track the ongoing effectiveness of the SCW Program. The metrics used for benefit targets will be used to inform progress towards long term sustainability and resilience objectives.
 - The Flood Control District received Board approval on June 6, 2023, for a sole source agreement with the Water Foundation to create and administer a grants program focused on public education and community engagement. The agreement has a maximum value of \$10,000,000 and will span three years.

The Flood Control District will also administer a number of other stormwater educational programs, which are currently under development. Not less than 20 percent of Flood Control District Program funds are allocated for these programs over a revolving 5-year period. These programs will be implemented throughout the Flood Control District with special attention to the needs of disadvantaged communities. The Flood Control District will partner with stakeholders to collaboratively implement these programs. Work is underway to begin

benchmarking potential options for a school education and curriculum program that advances the goals of the SCW Program. This will include an exploration of curricular programs and opportunities related to stormwater management as well as of partnership potential with school administrators and the sites they manage. Work is underway on a SCW Program Workforce Landscape Assessment to promote green jobs and career pathways.

The Los Angeles County unincorporated area receives approximately \$11 million each year in Municipal Program local return funds from the SCW Program. Public Works continues to lead the internal County Working Group (Group) to develop and implement each annual expenditure plan. The Group is comprised of 13 County departments involved in MS4 Permit activities, in addition to representatives from the Board offices and the CEO. The Municipal Program (local return) funds are invested in new multi-benefit projects and used as matching funds to leverage the SCW Program's Regional Programs funds. The design and construction of these multi-benefit projects make a concerted effort to address inequities and environmental injustices by bringing much needed improvements to green open spaces, as well as creating new opportunities for recreational amenities to the residents of Los Angeles County, thereby enhancing their quality of life.

3. The Los Angeles County unincorporated area receives approximately \$11 million each year in Municipal Program local return funds from the SCW Program. Public Works continues to lead the internal County Working Group (Group) to develop and implement each annual expenditure plan. The Group is comprised of 13 County departments involved in MS4 Permit activities, in addition to representatives from the Board offices and the CEO. The Municipal Program (local return) funds are invested in new multi-benefit projects and used as matching funds to leverage the SCW Program's Regional Programs funds. The design and construction of these multi-benefit projects make a concerted effort to address inequities and environmental injustices by bringing much needed improvements to green open spaces, as well as creating new opportunities for recreational amenities to the residents of Los Angeles County, thereby enhancing their quality of life.

Strategy: Flood Risk Reduction/Climate Response

1. Public Works continues to restore flood protection and water storage capacity in its reservoirs:
 - Continuing post-Bobcat Fire emergency projects at Cogswell and San Gabriel Reservoirs to remove 2,000,000 cubic yards and 4,900,000 cubic yards, respectively. The \$95.4 million Cogswell Reservoir Project began in April 2021. The \$146 million San Gabriel Reservoir Project began in June 2021. In 2021, over 198,000 cubic yards of sediment were removed from Cogswell Reservoir, and over 80,000 cubic yards from San Gabriel Reservoir. In 2022, over 600,000 cubic yards were removed from the San Gabriel Reservoir and over 600,000 cubic yards were removed from Cogswell Reservoir. Both projects have begun construction for the 2023 construction season and are expected to continue through October 15, when the storm season starts. Both projects will also continue construction in 2024.
 - Initiated the Santa Anita Reservoir Post Fire Emergency Restoration Project to remove over 600,000 cubic yards of post-Bobcat Fire sediment from the reservoir to reduce downstream flood risk and restore local water conservation activities. In addition, the project will restore the reservoir's downstream access roads which are required for the sediment conveyance system and installation of a new waterline to facilitate dust control measures. The project was awarded in January 2023 for \$46 million. Construction started in March 2023 and is anticipated to be completed by December 2024.
2. Public Works continues to improve flood risk management at the dams by proactively rehabilitating and modernizing the dam's inlet/outlet works and other ancillary features. These efforts will maximize our facilities' useful service life and meet current and future operational and maintenance needs.
 - In June 2021, construction started on the Santa Anita Dam Emergency Access Road Stabilization Project to re-establish vehicle access to Santa Anita Dam for critical maintenance activities and to accommodate heavy equipment needed for debris and sediment removal. Unrestricted access to the dam was restored in June 2022 and additional change order work to address impacts at Santa Anita Dam related to the Bobcat Fire emergency is ongoing. The project is expected to be completed by December 2023 for a cost of \$11.5 million.

- In September 2022, construction started on the Big Dalton and San Dimas Dams Access Improvements Project to construct access improvements and other essential maintenance repairs for safe and reliable access to Big Dalton and San Dimas Dams for routine and emergency flood control operations. The project construction is expected to be completed by September 2023 for a cost of \$9.5 million.
 - Starting the Morris Dam Access Road and San Gabriel Dam Outlet Channel Rehabilitation Project to construct access improvements and other essential maintenance repairs for safe and reliable access at Morris Dam, and reconstruct the outlet channel invert at San Gabriel Dam for resilient flood control operations. The project construction is expected to start in October 2023 and be completed by August 2024 for a cost of \$3.7 million.
3. Public Works continues to update flood risk messaging for County unincorporated areas under the National Flood Insurance Program's Community Rating System. Public Works has maintained the County's National Flood Insurance Program Community Rating System Class 6 status, which offers a 20 percent discount on unincorporated area residents' flood insurance premiums.
 - Completed identification of flood-prone areas in unincorporated Los Angeles County.
 - Completed development of a strategy of proposed enhanced flood risk outreach measures for unincorporated areas.
 - Organized a FEMA/California Department of Water Resources-lead workshop for the 86 floodplain managers in Los Angeles County that is scheduled for November 1, 2023.
 - Started undertaking a 2-year process to update the County's Comprehensive Floodplain Management Plan/Program for Public Information/Repetitive Loss Area Analysis for unincorporated areas.
 - Continued Public Works' program of flood information mailers to property owners/residents, critical facilities and lenders/realtors/insurance companies in flood-prone unincorporated areas.
 4. Public Works continues to implement a Drainage Needs Assessment Program (DNAP) to identify, evaluate, and prioritize local drainage issues within the Flood Control District. Reported issues by municipalities and unincorporated communities are maintained in a database and evaluated once a year for potential future project development using established criteria, including equity in infrastructure considerations. The annual solicitation closed during this period and 2023 evaluations are underway.
 5. The Flood Control District's infrastructure ranges in age up to 100 years old and consequently requires proactive maintenance to continue to maximize the useful life of every component. Public Works has established maintenance routines that have proven to effectively extend the system's longevity and protect communities from the flooding. These practices include annual routine preventive maintenance, scheduled condition assessments of 5 to 10 years, and timely completion of work orders to address deficiencies.
 6. In an effort to understand the impact of climate change on County flood control facilities and the County's flood control design standards, the Flood Control District approached and entered into an agreement with the University of California, Los Angeles (UCLA) in May 2020 to cooperatively prepare and fund a study evaluating the impacts of climate change on extreme precipitation events in Los Angeles County. The UCLA climate scientists analyzed and related historical large-scale meteorological patterns over the Pacific Ocean with fine-scale extreme precipitation events over the Los Angeles region to develop data relevant to the operations of the Flood Control District's stormwater management facilities. The study used Global Climate Models to simulate a number of temperature rise scenarios to project future changes in extreme rainfall events over the region due to the increase of temperature under climate change. The study showed the rise of temperature due to climate change would increase the intensity of storm events. The Flood Control District will further evaluate the findings of the study prior to modifying the Flood Control District's design hydrology and design storm events. The UCLA climate scientists, in consultation with the Flood Control District, are summarizing the results of this study in a comprehensive technical report to support specific regional planning efforts. This report was completed in June 2023. UCLA is preparing to publish an article on the *Study in the Water Resources Journal* in 2024.
 7. The Flood Control District completed an implementation roadmap in June 2023, which will ensure the fiscal health of Flood Control District funds. The roadmap established a commitment to obtain \$16 million in grant funds on average

annually and established other resources to execute the implementation roadmap.

8. Online education efforts to increase community flood risk awareness are ongoing through the Water for LA website (<https://waterforla.lacounty.gov/>) and social media.

Strategy: County Waterworks Districts' Water Supply Resiliency

1. Increased the resilience of water supplies through continued partnerships with water agencies and identification of new water sources, reducing reliance on imported water.
 - Pursued partnership opportunities with the Antelope Valley-East Kern Water Agency (AVEK), WWD40's water wholesaler, for resilience projects in the Antelope Valley. A draft letter of intent was prepared for AVEK and Public Works to initiate a grants coordination effort for the South North Intertie Pipeline Phase II project, which would extend a critical pipeline and construct new groundwater production wells to improve water supply and reliability in the Antelope Valley.
 - Streamlined Waterworks' emergency response protocols for faster activation of emergency interconnections during unplanned critical events.
2. Waterworks continues to implement its Asset Management Program for all Waterworks Districts, which utilizes a Geographic Information System (GIS) to track and map infrastructure (including information on the age, type of materials, condition of infrastructure, etc.) to best manage the infrastructure to its full useful life and help inform the development of Capital Improvement Programs (CIPs) for each District.
 - Completed inventory update of all major infrastructure in GIS.
 - Completed initial condition and risk assessments for major infrastructure.
 - Developed maps showing conditions and risk for infrastructure in each District.
3. Waterworks continues implementation of its public education and outreach campaigns on water conservation and on reducing water waste, in addition to rebate and incentive programs.
 - Hired a specialty consultant to support efforts to build customer trust and awareness by developing a Strategic Communications Plan.
 - Focused efforts on Waterworks messaging to better reach our customers.
 - Met with multiple community groups and events to expand awareness of Waterworks processes and programs to our customers.
 - Enhanced incentive programs such as cash for grass, water audits, water saving devices, and other programs.
4. Waterworks continues to monitor the financial health in each Waterworks District to determine if the current rate structure supports recommended maintenance and operations of Waterworks infrastructure as well as supports implementation of CIPs. Based on an in-depth analysis conducted on the Waterworks Districts' financial health, it was concluded that additional revenues will need to be secured in order to continue normal operations of the various Districts.
 - Enhanced the annual budgeting process to include Cost Centers within each of the budget functions to guide the expenditure focus of the Districts' activities.

RESULTS-BASED ACCOUNTABILITY: SUMMARY

Population Accountability

Population Outcome: All Los Angeles County residents have access to safe, clean, and reliable water resources.				
Population Indicators	Current Value	Current Reporting Period	Previous Value	Previous Reporting Period
Percentage of Los Angeles County's annual water demand met through local water supplies	45%	2019	44%	2018
Number of potable water quality violations for all water agencies	28	2021	48	2020
Number of flood damage incidents and lives lost due to flooding	0	2023	0	2022-23

Performance Accountability

Strategy 1: Improve Regional Water Supply Resiliency					
Performance Measures (April – June 2023)	Current Actual Value	Previous Value	Current Target Value	Current Trend	Baseline % Change
Stormwater capture capacity at Flood Control District-operated facilities for groundwater recharge	108,800 AF	108,500 AF	120,000AF	↑	0.28%
Volume increase in annual local water supply from projects	896 AF	0	59,673	↑	N/A
Number of approved Regional Safe Clean Water Program projects and their tributary areas	101 projects	78 projects	126 projects	↑	29% (projects)
	222,161 acre tributary area	207,361 acre tributary area	265,000 acre tributary area	↑	7% (tributary area)

Strategy 2: Flood Risk Reduction/Climate Response

Performance Measures (April – June 2023)	Current Actual Value	Previous Value	Current Target Value	Current Trend	Baseline % Change
Amount of sediment removed from dams and debris basins	217,291 CY	0 CY	1,600,000 CY	↑	0.07%
Grant funds and partnership funds received by LACFCD	\$10.5M	\$1.3M	\$4M	↑	708%
Number of impressions received on Water for LA website	1,900	3,100	36,500	↓	38.71%
Condition of flood control infrastructure (Grade A-F) by category	Dams A	N/A	Dams A	-	N/A
	Dams B		Levees A		
	Levees C		Channels & Storm Drain A		
	Channels & Storm Drain C-		Debris Basins A		
	Debris Basins C+		Seawater Barriers A		
	Seawater Barriers C		Spreading Grounds A		
	Spreading Grounds B-		Pump Stations A		
	Pump Stations C-				

Strategy 3: County Waterworks Districts' Water Supply Resiliency

Performance Measures (April – June 2023)	Current Actual Value	Previous Value	Current Target Value	Current Trend	Baseline % Change
Average Waterworks District customer potable water usage per capita per day ^{(1) (2) (4)}	Kagel Canyon 108gpcd ⁽³⁾	111gpcd	104gpcd	↓	-2.7%
	Malibu 228gpcd	244gpcd	229gpcd	↓	-6.6%
	Val Verde 141gpcd	143gpcd	158gpcd	↓	-1.4%
	Acton 302gpcd	318gpcd	301gpcd	↓	-5.0%
	Antelope Valley 146gpcd	151gpcd	145gpcd	↓	-3.3%
	Marina del Rey 106gpcd	104gpcd	81gpcd	↑	+1.9%
Percentage of LACWD with redundant water supply sources ⁽⁵⁾	Kagel Canyon 0%	0%	100%	No change. Metric changes on timescale of years, instead of quarters	0%
	Malibu 0%	0%	100%	=	0%
	Val Verde 0%	0%	100%	=	0%
	Acton 33%	33%	100%	=	0%
	Antelope Valley 57%	57%	100%	=	0%
	Marina del Rey 0%	0%	100%	=	0%

Strategy 3: County Waterworks Districts' Water Supply Resiliency

Percentage of watermain estimated to be at end of its design life in the next ten years ⁽⁶⁾	Waterworks District	Current Percentage	Miles	Target Value	Change
				2060	
	Kagel Canyon 30%	30%	0.1 miles	0%	No change. Metric changes on timescale of years, instead of quarters
	Malibu 10%	10%	9.6 miles	0%	=
	Val Verde <1%	<1%	1.8 miles	0%	=
	Acton <1%	<1%	3.1 miles	0%	=
	Antelope Valley 2%	2%	52.3 miles	0%	=
	Marina del Rey <1%	<1%	0.6 miles	0%	=

¹ Updated GPCD values based on new population factors derived from 2020 census data in conjunction with GIS geoprocessing tools.

² Target Value is set as a 20% Reduction from 2020 Usage

³ Residential gallons per capita per day is abbreviated as "gpcd"; Waterworks District is abbreviated as "D"


⁴ Each Waterworks District is represented in the table as the community being served. They are as follows: Kagel Canyon or District 21 (D21), Malibu (D29), Val Verde (D36), Acton (D37), Antelope Valley (D40), and Marina Del Rey (MDR).

⁵ Target Value is 100% redundancy for all districts by 2060

⁶ Target Value is less than five percent of total inventory

KEY TAKEAWAYS

- Per Capita Water Usage is not expected to drastically change on a quarterly basis and is largely dependent on weather both in terms of temperature and amount of rainfall.



Transportation

“Los Angeles County residents have access to state-of-the-art transportation infrastructure that is safe, resilient, sustainable, and equitable.”



74% of residents in unincorporated Los Angeles County live within 1 mile of a bicycle network

64% of residents in unincorporated Los Angeles County live within ¼ mile of public transit



MAJOR PROGRAMS/SERVICES

The Transportation Core Service Area (CSA) promotes Transportation Safety and Countywide multimodal transportation opportunities, managing over 3,300 centerline miles of County roads, transportation infrastructure, programs, and services including:

Vision Zero

In collaboration with Department of Public Health (Public Health) and with the support of other County departments, Public Works established an action plan to carry out the County's Vision Zero goal, an effort to eliminate traffic-related fatalities and severe injuries on unincorporated County roadways. This multifaceted initiative focuses on human mistakes and human vulnerability to guide infrastructure designs and other safety programs to continually strive toward zero traffic fatalities.

Community Traffic Safety

There is a need to consider each community's individual needs when it comes to safety. Rather than addressing safety issues and concerns on a case-by-case basis, Community Plans must be developed to ensure the infrastructure is optimized for safety within the context of the entire community and with the community's full input.

The work to develop these plans is extensive and will require additional resources. However, this will result in safer communities where residents feel empowered to use all modes of transportation to its fullest. Pilot plans are being developed and the lessons learned from those plans will be used to develop a path forward in achieving Community Safety Plans for all the County's diverse unincorporated communities.

Active Transportation & Healthy Communities

Public Health identified communities throughout the County with a need for improved health outcomes. In collaboration with other County departments, Public Works' Transportation CSA has a key role in helping to address this challenge through transportation programs and improvements that promote walking, bicycling, transit use, and safety. These active transportation programs increase the public's transportation choices, provide improved connections to transit hubs and destination centers, and improve health outcomes by promoting healthy lifestyles, reducing reliance on automobile travel, and reducing greenhouse gas emissions.

\$275+ Million spent annually on street and road operation, maintenance, and safety programs

Bicycles & Pedestrians

Public Works is responsible for the development and maintenance of the County's bikeway system and the implementation of the Los Angeles County Bicycle Master Plan adopted by the Board in 2012. The Master Plan is in the process of being updated to revise the list of bikeways to identify new potential bikeway locations and remove unsuitable locations; include design guidelines for all bikeway types on unincorporated roadways, including Class IV; and propose other bikeway infrastructure and improvements to support the County's goals related to transportation equity, safety, and sustainability.

The Agency is responsible for implementing transportation infrastructure in support of Step by Step Los Angeles County: Pedestrian plans for Unincorporated Communities. Improvements that support pedestrian activity such as high-visibility crosswalks, continuous sidewalks, and shade trees or structures are another component to promoting healthy communities.

Public Transit

Public Works provides transit service to over 3.3 million riders annually including fixed route and paratransit (dial-a-ride) services in unincorporated areas to meet the needs of community residents, providing access and intermodal transportation mobility and connectivity.

During the summer season, Public Works provides transportation to the Hollywood Bowl, Ford Theatre, and Santa Monica Beach. Other activities include the operation and maintenance of park-and-ride lots and bus stop amenities. Transit services are primarily financed with the County's share of the Proposition A Local Return Program from Proposition A (1980), a local sales tax measure.

Traffic Programs & Services

The County leads a multijurisdictional Traffic Signal Synchronization and Intelligent Transportation System effort, which has provided approximately \$275 million worth of improvements to nearly 70 agencies Countywide through Los Angeles County Metropolitan Transportation Authority's (Metro) Call for Projects biennial grant funding program. Future planned improvements are funded through Measure R Highway Subregional Program, the Measure M Multi-Year Subregional Program, and other local, State, and Federal grant funding.

Public Works also monitors and controls traffic signals Countywide from its state-of-the-art Traffic Management Center in Alhambra and manages additional traffic safety programs and services such as the following:

- County Lighting Maintenance Districts (Streetlights)
- Constituent requests regarding traffic safety, parking, and other traffic concerns
- Los Angeles County Highway Safety Commission
- Adult Crossing Guard Service for Elementary and Middle Schools

Road Infrastructure

Public Works manages the County Transportation Improvement Program for road improvement projects and annual operations and maintenance efforts, funded primarily from gas tax funds, Proposition C, Measure R, and Measure M Local Return funds, Senate Bill 1 (SB 1) Road Maintenance and Rehabilitation Account funds, and Federal, State and regional grant programs. Projects include traffic safety and operational improvements, pavement rehabilitation, roadway drainage, active transportation, street lighting, green street, and beautification projects.

Road maintenance and operations staff operate out of field facilities located throughout the County and provide comprehensive maintenance activities and emergency response, including pavement patching and resurfacing; litter and debris removal; sidewalk, curb, and gutter repair; guardrail maintenance; snow removal; street sweeping; median landscape maintenance; street lighting; vegetation control; bike path maintenance; tree trimming and planting; traffic signing and striping; pavement marking; and, traffic signal operations and maintenance.

Bridge Infrastructure

Public Works inspects and maintains 315 County-owned bridges and inspects 1,460 city-owned bridges under contract city services. Public Works is also responsible for safety inspections and evaluations of 1,277 highway bridges listed in the National Bridge Inventory within Los Angeles County and serves as the lead agency for the seismic retrofit of nonstate-owned bridges within Los Angeles County as part of the Statewide Seismic Safety Retrofit Program.

9

Sub-regions/Councils of Government in the County (Arroyo Verdugo, Central Los Angeles, Gateway Cities, Las Virgenes/Malibu, North Los Angeles County, San Fernando Valley, San Gabriel Valley, South Bay Cities, and Westside Cities)

Aviation

Public Works operates, maintains, and develops the five County-owned general aviation airports:

- Brackett Field Airport in La Verne (SD1)
- San Gabriel Valley Airport in El Monte (SD1)
- Compton/Woodley Airport in Compton (SD2)
- Whiteman Airport in Pacoima (SD3)
- General William J. Fox Airfield in Lancaster (SD5)

Altogether, the County-owned airports, which encompass 1,750 acres and nearly 6 miles of runway, are home to over 1,800 general aviation aircraft and over 55 privately-owned aviation businesses. These airports accommodate just over 400,000 aircraft takeoffs and landings each year. The airports are a critical component of the nation's integrated transportation system and play a vital role in regional and local area emergency response.

KEY ISSUES/CHALLENGES

- **Safety**
 - It is critical that measures be taken to reduce transportation fatalities. The number of people killed and seriously injured is on the rise and programs such as Vision Zero are vital elements in bringing those numbers down.
- **Mobility**
 - Changes need to be made to our roadways to make them effective for all users. This will require innovation, robust planning, community input, and additional sources of funding.
- **Transportation Infrastructure State of Good Repair**
 - In order to achieve the vision of a transportation system that is safe, multimodal, and effective, the infrastructure must remain in good condition. This requires continual investment into preserving, rebuilding, and replacing infrastructure in a timely and efficient manner.
 - Innovation and efficiency are key to doing this with the limited funds that are available. However, with the shift towards electrification, the money available through the gas tax will continue to shrink. In addition, costs continue to escalate. Funding sources need to be identified to allow the infrastructure to not only stay in good condition, but to be further improved upon.

STRATEGIES

- **Improve Street Safety**

The County's Vision Zero Action Plan highlights the County's effort to eliminate all traffic-related fatalities, a key measure of public safety. The actions noted below will improve roadway conditions and provide for safer means of transportation.

 - Ensure safe communities through implementation of the Vision Zero Action Plan and creation of Community Safety Plans.
 - Monitor the safety of the transportation network and deliver traffic safety projects and enhancements for all users.
- **Expand Transportation Choices**

A transportation system for the modern age requires the integration of multiple methods of transportation. Efforts to accomplish this require emphasis beyond the traditional to include not just improvements in public transit, but improved bicycle access and walkability.

 - Provide a holistic approach that incorporates various modes of transportation.
 - Improve, enhance, and maintain pavement, bridges, sidewalks, traffic control devices, street lighting, and roadway infrastructure in a state of good repair.
 - Implement sustainable transportation planning policies that promote transit use, reduce car dependency, and reduce greenhouse gas emissions.

STRATEGIES STATUS (FOURTH QUARTER: APRIL–JUNE 2023)

Strategy: Improve Street Safety

1. Continued developing projects along the Collision Concentration Corridors (CCC) identified in the Vision Zero Action Plan titled “Vision Zero Los Angeles County – A Plan for Safer Roadways, 2020 to 2025,” which was adopted by the Board on August 4, 2020.
2. Continued work on the design and scoping of traffic safety and complete street elements along City Terrace Drive, a Vision Zero CCC.
3. Continued to implement the Slow Streets Program and install Slow Street networks in collaboration with community sponsors. Installation and repair of temporary signs with “Slow Down” messaging occurred in the unincorporated communities of Altadena, Athens Village, East La Mirada, East Los Angeles, Florence-Firestone, Lake Los Angeles, San Gabriel, San Pasqual, South San Jose Hills, South Whittier, Walnut Park, Westmont/West Athens, Windsor Hills, and Wiseburn.

The Slow Streets Program was developed in response to the Coronavirus pandemic, and to support physical distancing and increase active recreation by providing traffic calming messaging. Information on the Slow Streets Program is available on the Vision Zero website, www.VisionZeroLACounty.com. With temporary signs installed at 865 locations (as of June 30, 2023), it is estimated that the Slow Streets Program has served nearly 60,500 unincorporated County residents.

4. Continued developing a grant agreement and supplemental budget in collaboration with the Federal Highway Administration upon notification of a \$22.49 million funding award under the Safe Streets and Roads for All Federal Grant program. The grant award will fund a series of traffic safety measures in the unincorporated County community of Florence-Firestone, including the County’s number one Vision Zero CCC – Firestone Boulevard.
5. Continued developing a draft scope of work to obtain consultant services to identify traffic safety improvements in East Los Angeles along Vision Zero CCCs.
6. Coordinated with the Chief Executive Office to issue a County support position on Assembly Bill (AB) 645 – Vehicles: Speed Safety System Pilot Program. A successful implementation of the program should result in reductions in vehicular speed, a key contributor to traffic collisions and resulting injuries and death.
7. Continued to further refine the scope of a project that would enhance the safety along the Vision Zero CCCs located in El Camino Village.
8. Began preparation of the View Park/Windsor Hills/Ladera Heights Community Traffic Safety Plan and held initial focus meetings with key local groups and the general community on March 15, 2023. The Community Traffic Safety Plan is expected to be completed in September 2023.
9. Collaborated with the Office of County Counsel (County Counsel) to amend Title 15 to allow the County to utilize the provisions of AB 43 to reduce speed limits. The ordinance amendment was adopted by the Board on January 24, 2023.
10. Implemented various traffic safety enhancements along CCC’s including Mulholland Highway, Cesar E. Chavez Avenue, Eastern Avenue, Washington Boulevard, and Slauson Avenue.
11. Developed and implemented new quick-build infrastructure to combat street takeovers on County roadways. Public Works is currently assessing the effectiveness of installations at the intersection Compton Boulevard and Lime Avenue in the unincorporated community of East Compton before proceeding with countywide deployment of the measures.
12. Developed and submitted a grant application for the Safe Streets and Roads for All Federal Grant Program to implement traffic safety enhancements and programming in the Willowbrook/West Rancho Dominguez communities and to support creation of a Rural Roadway Safety Plan for the Antelope Valley. During the grant application’s development, 217 residents were engaged.

13. Completed 10 pavement improvement projects funded with SB1 Road Maintenance and Rehabilitation Account (RMRA) totaling approximately \$12 million in construction costs.
14. Continued to work with the Federal Highway Administration (FHWA) through the Federal Lands Access Program (FLAP) to finalize a Project Design Proposal for a project that will include a variety of safety improvements along 5.44 miles of Mount Baldy Road in the Angeles National Forest from the city of Claremont boundary to the San Bernardino County line. The total project cost is \$17.3 million with \$10 million being awarded to Public Works through a FLAP grant previously awarded.

Strategy: Expand Transportation Choices

1. Continued to work with the Castaic Town Council to complete improvements associated with the Interstate 5 (I-5) Emergency Mobility Action Plan to mitigate impacts from unpredictable closures of the freeway. Future improvements include new traffic signals on The Old Road at Parker Road and Ridge Route Road at Castaic Road. A communications system and sensors will be installed at the intersections to enable Public Works to monitor traffic conditions and coordinate signal operations with the California Department of Transportation (Caltrans) and the city of Santa Clarita. Installation of the traffic signals, sensors, and communications system is anticipated to be installed by July 2023.
2. Submitted four applications under the Clean California Local Grant Program, requesting a total of \$7.3 million for park and ride lot improvements, beautification, and landscaping elements.
3. Awarded three transit contracts to provide services that will connect patrons to healthcare facilities, shopping centers, recreation, senior centers, and their job locations: a 5-year contract for the El Sol Shuttle to provide services in the unincorporated County community of East Los Angeles; a 5-year contract for Childrens Court and Wellness Center Shuttles to provide services to Edmund D Edelman Children's Court and the County's Wellness Center at the historic General Hospital; and a 4-year contract for Marina del Rey Summer Shuttle to provide services in the unincorporated community of Marina del Rey.
4. Continued development of the Rosemead Boulevard Complete Streets Project through collaboration with stakeholders. Public Works is processing an agreement with Caltrans to develop a Project Initiation Document to implement a double divergent interchange along Rosemead Boulevard over State Route 60.
5. Awarded a construction contract in March 2023 for the interim project on Rosemead Boulevard, a project that is consistent with the Emerald Necklace Bikeway prioritized projects. Construction is expected to start in July 2023 and be completed by January 2024.
6. Continued efforts to implement various projects from the Emerald Necklace Vision Plan, including a bridge over San Jose Creek, which would connect the existing San Jose Creek bike path with the River Park located along the San Gabriel River, and the Quarry Clasp/Peck Park Trail Project.
7. Continued to administer grant funds from Metro for the design of 27 future Traffic Signal Synchronization Projects involving 615 intersections in the cities of Arcadia, Artesia, Baldwin Park, Bellflower, Carson, Cerritos, Claremont, Commerce, Compton, Covina, Downey, El Monte, El Segundo, Gardena, Glendale, Hawthorne, Industry, Inglewood, Irwindale, Lakewood, La Canada Flintridge, La Mirada, La Verne, Lawndale, Long Beach, Los Angeles, Lynwood, Manhattan Beach, Monrovia, Montebello, Pico Rivera, Pomona, Redondo Beach, Rosemead, San Dimas, Santa Fe Springs, South El Monte, South Gate, Temple City, Walnut, and Whittier. These projects have an estimated total cost of \$61 million.
8. Continued to administer grant funds from Metro for design of the Gateway Cities Fiber Optic Communications and Closed-Circuit Television Camera (CCTV) Project which will install fiber optic communications and 13 CCTV cameras at key intersections in the Gateway Cities area. The project will establish fiber optic communication connections with the cities of Downey, Norwalk, Santa Fe Springs, and South Gate, enabling enhanced traffic coordination. Construction is expected to be completed in Fall 2026.

9. Continued collaboration with Metro and the South Bay Cities Council of Governments to add the County-maintained signalized intersections onto the South Bay Fiber Network (SBFN). The SBFN is a dedicated fiber optic network connecting the South Bay cities, Public Works, and other public agencies. Upon connecting the County signals to the SBFN, Public Works will be able to receive real-time traffic data to support monitoring and management of the County's traffic signal systems in the South Bay. The SBFN will provide critical infrastructure to support agencies' "Smart City" applications, as well as accommodate broadband connectivity to residences and businesses.
10. Continued working with a consultant on a comprehensive update and expansion of the County's Bicycle Master Plan. The update will include revising the existing list of bikeways; proposing a new bikeway network, including Class IV bikeways; incorporating first/last mile improvements to connect bikeways to transit stations and bus stops; and developing policies and guidelines for shared bikeway infrastructure with micromobility devices.
11. Began preparing the solicitation documents to procure an e-bike library operator for the East Los Angeles Bike Share Demonstration Project, an electric bicycle loan program for residents who commit to meet usage requirements.
12. Supported the June 6, 2023, adoption of ordinance changes to allow bicycle riding on sidewalks in unincorporated communities.
13. Continued to provide support to Public Health in the development of four community pedestrian plans in the unincorporated County communities of East Los Angeles, East Rancho Dominguez, Florence-Firestone, and Willowbrook/West Rancho Dominguez.

RESULTS-BASED ACCOUNTABILITY: SUMMARY

Population Accountability

Population Outcome: Los Angeles County residents have access to state-of-the-art transportation infrastructure that is safe, resilient, sustainable, and equitable.

Population Indicators	Current Value	Current Reporting Period	Previous Value	Previous Reporting Period
Number of roadway fatalities in the County	21	4/1/23 - 6/30/23	16	1/1/23 - 3/31/23
Percentage of County residents using alternate methods of mobility	9.7%	4/1/23 - 6/30/23	9.7%	1/1/23 - 3/31/23

Performance Accountability

Strategy 1: Improve Street Safety					
Performance Measures (April – June 2023)	Current Actual Value	Previous Value	Current Target Value	Current Trend	Baseline % Change
Number of safety improvements implemented on Collision Concentration Corridors	152	100	160 (6/30/24)	↑	52.0%
Number of Vision Zero Infrastructure-related actions completed	20 of 63	19 of 63	25 of 63 (6/30/24)	↑	5.2%
Number of Community Traffic Safety Plans completed in collaboration with stakeholders	0	0	10 (6/30/26)	→	0.0%

Strategy 2: Expand Transportation Choices					
Performance Measures (October - December 2022)	Current Actual Value	Previous Value	Current Target Value	Current Trend	Baseline % Change
Percentage of bikeway miles identified in the Bicycle Master Plan implemented	22.2%	21.7%	23.0% (6/30/24)	↑	2.3%
Percentage of shaded bus stops	31.0%	31.0%	33.0% (6/30/25)	→	0.0%
Percentage of streets that have appropriate trees with mature tree canopies	21.1%	21.1%	24.0% (6/30/26)	→	0.0%
Percentage of pavement in good or better condition	33.2%	33.0%	40.0% (6/30/28)	↑	0.6%

KEY TAKEAWAYS

- While progress remains largely on track to meet established goals, safety improvements implemented on CCCs are outpacing expectations.
- Some data will remain unchanged due to the frequency of release; however, the general upward trend reflects the prioritization of street safety and transportation choices.

Environmental Services

"People in Los Angeles County are thriving in a safe, clean, and sustainable environment."





MAJOR PROGRAMS/SERVICES

Public Works is the lead County agency responsible for advising the Board of Supervisors on waste management issues and manages numerous Countywide, regional, and unincorporated area programs that monitor, regulate, and manage the collection, treatment, and disposal of solid and hazardous waste.

Los Angeles County has the most complex solid-waste management system in the nation, comprised of 10 municipal solid waste landfills, 1 waste-to-energy facility, 9 inert-waste landfills, over 70 materials recovery, transfer/processing and organic waste management facilities, and over 100 permitted waste haulers.

Public Works also manages, operates, and maintains sewer infrastructure comprised of sewer lines, sewage pumps, and wastewater control treatment plants within the Consolidated Sewer Maintenance and the Marina Sewer Maintenance Districts, providing services to over 2 million people within the County unincorporated communities and 37 cities. The Environmental Services Core Service Area is also responsible for Public Works' fleet, which includes on- and off-road vehicles and equipment.

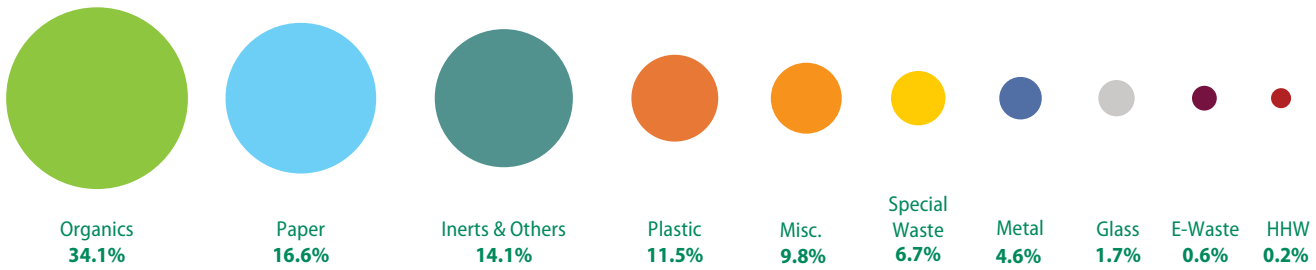
Waste Collection and Disposal

Public Works provides trash collection and recycling services for approximately 1 million unincorporated area residents and nearly 20,000 businesses through comprehensive waste collection franchises and Garbage Disposal District systems. In the Antelope Valley and Acton/Agua Dulce, residential trash collection services are provided to approximately 100,000 residents through an open-market system. Each year, Los Angeles County unincorporated area residents and businesses generate nearly 2.7 million tons of solid waste; approximately 0.9 million tons of which are disposed at landfills.

Waste Diversion Programs

On Sept. 13, 2022, the Board of Supervisors unanimously adopted the Los Angeles County Zero Waste Plan which is an update to the 2014 Roadmap to a Sustainable Waste Management Future. The Zero Waste Plan lays out a general framework for the strategies and initiatives that the County can implement to decrease reliance on landfills by maximizing the recovery of products, materials, and energy from waste that would otherwise be disposed. The Plan includes disposal reduction targets to achieve 95 percent waste diversion by 2045.

Components of Waste Stream



Public Works manages numerous County unincorporated areas and Countywide solid waste reduction and recycling programs, a few of which include the Household Hazardous and Electronic Waste (HHW/E-Waste) Management, Environmental Education & School Outreach, Smart Gardening, Construction & Demolition Debris Recycling, and Food Donation Recovery and Outreach Program (Food DROP) Programs.

Sewer Maintenance Infrastructure

The sewer infrastructure, maintained by Public Works, includes 4,630 miles of sanitary sewers, 157 pump stations, and 4 wastewater treatment plants.

Public Works' sewer maintenance staff has a goal to inspect 500 miles of sewer infrastructure each year via a Closed-Circuit Television (CCTV) program to improve system maintenance by early identification and repair of blocked/deteriorated sewer lines. The outcome of this inspection program is a reduction of overflow events and assurance of continuous uninterrupted sanitary sewer service.

Public Works Fleet

The Public Works fleet includes more than 3,000 pieces of on- and off-road vehicles and equipment. To support the mission of preserving sustainable and safe communities, gasoline and diesel equipment will be replaced with cleaner burning alternative fuels and zero-emission vehicles.

2022 Waste Generation in Unincorporated County:

- Population: **1 million**
- Waste generation: **2.7 million tons**
- Equivalent to **14.8 pounds per person per day**

2022 Waste Disposal in Unincorporated County:

- **0.92 million tons** disposed in landfills
- Equivalent to **5 pounds per person per day**

6,044 tons

Household Hazardous Waste/E-Waste Collected FY 2022-2023

35,204 gallons

Used-motor oil collected at
County used-motor oil permanent centers
FY 2022-23

12.8 tons

Batteries collected at
designated County Libraries
FY 2022-23

2022 Solid Waste Quantities in Los Angeles County

Generation = Diversion + Disposal



Amount of trash generated

**31.7 million
tons per year**



Amount of trash diverted

**20.6 million
tons per year**



Amount of trash disposed

**11.1 million
tons per year**

KEY ISSUES/CHALLENGES

- The sustainable management of the 31.7 million tons of solid waste generated by residents and businesses per year is a major challenge, as well as ensuring adequate disposal capacity for the waste that cannot be recycled or otherwise diverted.
- Waste disposed at landfills is also a major source of greenhouse gases that contributes to climate change.
- Increasing regulations and the communities' demand for equitable, environmentally conscious, and economical solid waste management systems challenge our ability to meet customer expectations.
- China's National Sword Policy, which was announced in 2017 and took effect in 2018, has created challenges for California's recycling markets by restricting the import of recyclable materials such as low-grade plastics, unsorted mixed paper, and scrap metals.
- Los Angeles County has inadequate organic waste management infrastructure to comply with the organic waste landfill disposal reduction requirements of Senate Bill 1383 (SB 1383).
- Industrial waste discharges and the underground storage of hazardous materials, if not properly managed, can lead to surface and groundwater contamination, which impacts health and safety and the environment.
- Ensuring the sewer system is sustainable through risk-based condition assessment of the infrastructure reduces sanitary sewer overflows and provides reliable sewer services at an affordable cost.
- Aging infrastructure and varying regional management practices have reduced the effectiveness and reliability of the sewer infrastructure.
- Adopting policies and practices to reduce our carbon fuel footprint is key to support cleaner, healthier communities.

STRATEGIES

- **Build Infrastructure to Support Organic Waste Diversion**
 - Utilize InfrastructureLA and the Solid Waste and Recycling Management Subcommittee (SWARM) to discuss regional issues related to infrastructure and engage local leaders to specifically discuss current challenges surrounding sustainable waste management in Los Angeles County.
 - Leverage and secure funding to develop the required organic waste processing infrastructure for jurisdictions to comply with the requirements of SB 1383.
 - Encourage, promote, and support the development of conversion technologies as alternatives to landfills and the establishment of a streamlined and coordinated County permitting process for these facilities in the surrounding region.
 - Prioritize recycling organic waste and developing new organic waste recycling infrastructure capacity to convert organic waste into valuable products such as renewable energy and fuels.
- **Prepare Communities to Manage Organic Waste**
 - Develop and implement a comprehensive communication plan with multimedia components and robust community engagement and outreach.
 - Establish strong partnerships with local officials and various community-based organizations.
 - Implement organic waste collection for all residents and businesses in all County unincorporated communities.
- **Keep Unincorporated County Communities Clean**
 - Implement Strategies and Initiatives in the County's Zero Waste Plan to decrease reliance on landfills and achieve zero waste by 2045.
 - Implement the new Commercial Franchise system to require organic waste recycling and other services to increase recycling in the commercial sector.
 - Expand Food DROP to assist more businesses in connecting with non-profits to distribute food to those in need.
 - Reduce illegal dumping in County unincorporated area roads, streets, and alleys through collection, education and outreach campaigns, and enforcement of illegal dumping violations.
 - Ensure the sanitary sewer collection system facilities are properly operated, maintained, and managed to reduce frequency and severity of sanitary sewer overflow events and their potential impacts on public health, safety, and the environment while meeting applicable regulations and laws.
 - Transition the Public Works Fleet to an all-electric fleet to reduce vehicle greenhouse gas emissions.

STRATEGIES STATUS (FOURTH QUARTER: APRIL–JUNE 2023)

Strategy: Build Infrastructure to Support Organic Waste Diversion

Environmental Services CSA is pursuing the following actions to advance the development of organic waste management infrastructure:

1. Develop an anaerobic digestion (AD) facility at the Calabasas Landfill.
 - Finalized an exclusive negotiating agreement with the private developer.
 - Developed a proposal for establishing a Community Advisory Committee (CAC) to provide input and feedback on the proposed AD facility.
2. Identify locations to site new infrastructure and expand existing material processing facilities' ability to incorporate organic waste processing and conversion technologies.
 - Completed preliminary feasibility analysis of nine closed landfill sites.
 - Identified three closed landfill sites for further analysis.
 - Drafted scope of work for Countywide siting analysis.
3. Secure funding to develop the required organic waste processing infrastructure.
 - Met the minimum requirements for a federal solid waste infrastructure grant funding administered by the United States Environmental Protection Agency and proceeded to merit review.
 - Currently preparing an application for State organic waste infrastructure grant funding administered by the California Department of Resources Recycling and Recovery.

Strategy: Prepare Communities to Manage Organic Waste

Environmental Services CSA is advancing efforts to prepare communities to manage their organic waste through the following:

1. Implemented a strong, comprehensive organic waste communication plan.
 - Worked with consultant to implement a communication plan that includes strategies to educate residents and local officials, and support collaboration to manage organic waste in the region.
 - Attended 18 community outreach events to provide residents education and resources on sustainability programs, including organic waste management.
 - Provided educational information and resources via FightFoodWasteLA.com, CleanLA.com, social media platforms, and print materials.
2. Establish and launch a baseline survey to determine community awareness of and participation in organic waste management.
 - Created and distributed surveys to gather customer feedback on current services and what they would like to see in future contracts.

Strategy: Keep Unincorporated County Communities Clean

Environmental Services CSA has taken the following actions to ensure Unincorporated County communities are kept clean, receive efficient and high-quality waste collection services while addressing the impacts of greenhouse gas emissions from organic waste and the Public Works fleet, and experience fewer sanitary sewer spills to maintain the health and safety of our customers and the environment:

1. Implement Strategies and Initiatives in the County's Zero Waste Plan.
 - Continued implementing organic waste collection to include food waste recycling for residential and commercial customers.
 - Organic waste collection has been implemented for most residential customers in County unincorporated areas. New and revised waste collection contracts with organic waste are forthcoming.
 - Continued implementing new Exclusive Commercial Franchise contracts that include default organic waste collection service.
 - Continued implementing the County's Single-Use Plastics Ordinance, including developing implementation guidelines and a waiver process. Conducting outreach to food facilities, including food trucks and farmer's markets.
 - Ensure organic waste collection service is successfully implemented within all unincorporated communities
 - Continued the roll-out of organic waste containers, site visits, and outreach for all commercial customers.
 - All Residential Franchises areas now include organic waste services.
 - Taking necessary steps to develop a new waste collection system in North County.
 - Expand the Food Donation and Recovery Outreach Program (Food DROP).
 - Developed food a recovery database to store information of food recovery agencies in Los Angeles County and an integrated food recovery map to locate all the food recovery agencies with existing capacities.
 - Educate students through the Countywide Environmental Defenders Program (K-5th grade) with live in-person assembly presentations focusing on the Four Rs (Reduce, Reuse, Recycle, and Rethink), Household Hazardous Waste and Electronic Waste, Stormwater Pollution Prevention, Water Conservation, and organic waste.
 - Educate teachers through the Countywide Generation Earth Program (6th-12th grade) on environmental service-learning projects they can implement at their school by offering teacher workshops focusing on source reduction including organic waste, stormwater pollution prevention and professional development.
2. Reduce illegal dumping in County unincorporated areas roads, streets, and alleys.
 - Continued removal of Illegally dumped waste by contracted waste haulers and Public Works maintenance crews.
 - Continued outreach to promote proper disposal options and therefore prevent illegal dumping.
 - Held annual community curbside cleanup events for convenient disposal of unlimited bulky items.
 - Hosted collection events to provide residents with disposal options for items such as mattresses and tires.
3. Provide residents with convenient, safe, and legal means to properly manage their HHW/E-Waste.
 - Provide temporary and permanent collection events.
 - Encourage source reduction, alternatives to HHW, and promote the HHW Reuse Centers.
 - Increase outreach and education regarding other disposal options available for used motor oil and oil filters, sharps (e.g. needles and syringes), and household batteries.
 - Continued to promote curbside collection of HHW/E-Waste available to residents in county unincorporated communities.
4. Reduce frequency and severity of sanitary sewer overflow events.
 - Issued Notices to Proceed (NTP) for a repair at unincorporated Hawthorne.
5. Transition the Public Works Fleet to an all-electric fleet.
 - Finalized the Zero Emission Vehicle Transition Plan on April 3, 2023.

RESULTS-BASED ACCOUNTABILITY: SUMMARY

Population Accountability

Population Outcome: People in Los Angeles County are thriving in a safe, clean, and sustainable environment.				
Population Indicators	Current Value	Current Reporting Period	Previous Value	Previous Reporting Period
Tons of waste disposed in landfills	2,787,364 tons	Jan-Mar 2023	2,615,154 tons	Oct-Dec 2022
Reports of illegal dumping in LA County	2022	Apr-Jun 2023	1,597	Jan-Mar 2023
Tons of greenhouse gas emissions in LA County	5.2 Million MTCO2E	Apr-Jun 2023	5.2 Million MTCO2E	Jan-Dec 2018
Number of health advisory warnings and closures for lakes, rivers, and beaches annually in Los Angeles County due to sewage spills	0	April-June 2023	0	Jan-March 2023

Performance Accountability

Strategy 1: Build Infrastructure to Support Organic Waste Diversion					
Performance Measures (April - June 2023)	Current Actual Value	Previous Period	Current Target Value	Current Trend	Baseline % Change
Number of sites permitted	2	0	3	↑	--
Facilities built/expanded	0	0	3	→	--
Grants/funding secured	0	0	2	→	0

Strategy 2: Prepare Communities to Manage Organic Waste

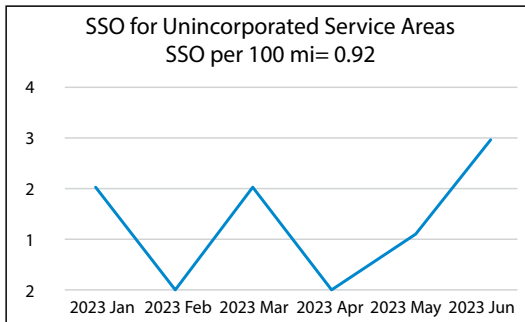
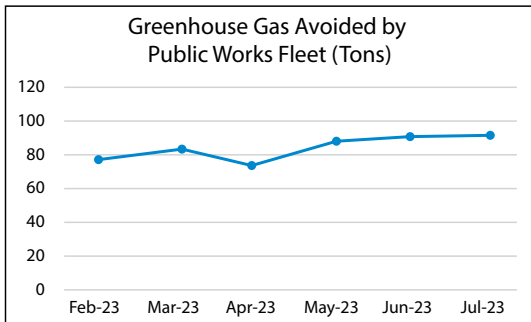
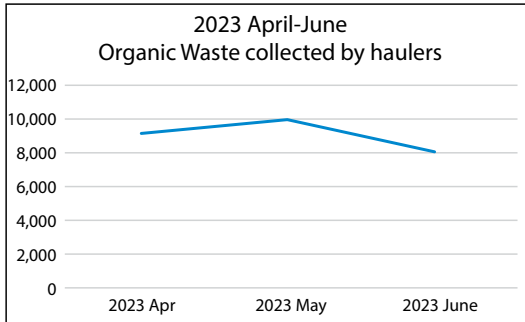
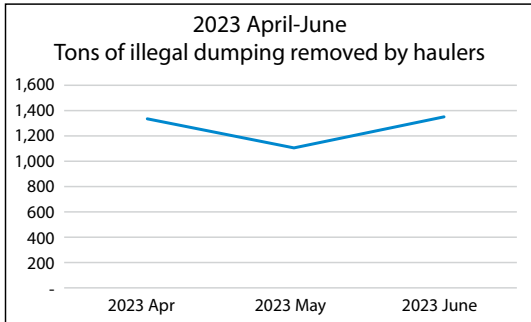
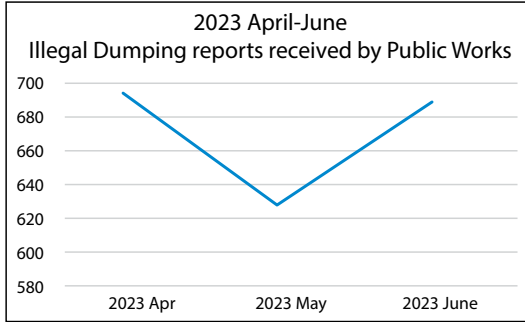
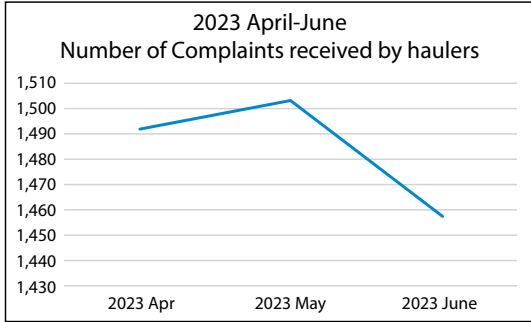
Performance Measures (April - June 2023)	Current Actual Value	Previous Period	Current Target Value	Current Trend	Baseline % Change
Number of people engaged quarterly	90,000	6,800	350,000	↑	1,223%
Number of customer complaints quarterly	4,453	7,810	7,332	↓	43%
Customer experience rating	3.4	3.25	3.0	↑	4.6%
Tons of organics collected quarterly	27,264	31,008	54,528	↓	12.1%

Strategy 3: Keep Unincorporated County Communities Clean

Performance Measures (April - June 2023)	Current Actual Value	Previous Value	Current Target Value	Current Trend	Baseline % Change
County Unincorporated Area diversion rate	66%	66%	80%	→	0%
Tons of illegal dumping collected quarterly	4,709 tons	4,767	4238	↓	1.2%
Number of trash collection complaints monthly	1485	4,815	2444	↓	69.2%
Tons of GHG emissions reduced annually for Public Works' fleet	249	242.6	3790	↑	2.6%
Tons of GHG emissions reduced annually for waste diversion	549,655	549,655	626,607	→	0%
Rate of sewer spills (per 100 miles maintained)	2	0.92	0	↑	117.4%

KEY TAKEAWAYS

- The following charts represent a few of the Performance Measures trends for Strategies 2 and 3.





Construction Management

"Public Works is the Builder of Choice in Los Angeles County."

Rancho Los Amigos Harriman Building



In FY 2022–23

29 new or renovated County building projects completed, valued at nearly \$203 million, and within budget

18 infrastructure projects completed, valued at nearly \$60.7 million



MAJOR PROGRAMS/SERVICES

Capital Projects Programs

Public Works' Construction Management Core Service Area provides program/project management services for the County's Capital Projects Program. This includes the renovation of existing building facilities and the master planning, programming, and construction of new building facilities for many County departments, including Animal Care and Control, Beaches and Harbors, Child Support Services, District Attorney, Fire, Health Services, Mental Health, Parks and Recreation, Probation, Public Health, Public Libraries, and Sheriff.

Currently, Public Works manages approximately 300 active projects with a total project value of over \$5 billion.

Infrastructure Program

Construction Management also manages Public Works' annual Infrastructure Program. It provides internal service to Public Works divisions by providing a complete menu of professional construction management services for a wide variety of contract construction projects, each with unique requirements, schedule constraints, and impacts on the surrounding communities.

These services are delivered at the highest level at the most affordable cost by delivering the individual projects in strict accordance with legal, community, and design requirements; providing for the general safety of the public and County staff; and by employing best practices from both the construction and project management industries.

As Public Works continues to become even more innovative and cost-efficient for its internal customers and the public, it is implementing the optimal model for an outcome based, 21st Century, integrated infrastructure project delivery system that optimizes process; is customer-oriented; efficient; effective; and innovative through the creation of a third Project Management Division. The result will allow the current best practices of both infrastructure and capital project delivery methods to merge, strengthening the overall delivery.

Currently, Public Works manages 263 infrastructure projects in construction with a value over \$1.9 billion.



Mulholland Bridge

The County's Homeless Initiative

The Homeless Initiative is designed to generate a coordinated set of County Strategies to reduce homelessness through an intensive, inclusive planning process in six areas: prevention of homelessness, subsidized housing, increased income, case management and support services, creation of a coordinated system, and an increase in affordable housing.

As part of the Homeless Initiative Strategies, Public Works has completed construction of three Restorative Care Village (RCV) projects at the Los Angeles General Medical Center (formerly LAC+USC Medical Center) in Los Angeles, Rancho Los Amigos National Rehabilitation Center in Downey, Olive View Medical Center in Sylmar, and the Behavioral Health Center at the Martin Luther King, Jr. Medical Center. Together, these projects provide a total of 434 transitional housing beds to assist patients with medical, mental health, and substance use disorders. Public Works is preparing scoping documents and has started contractor solicitation for subsequent phases of the RCV at Los Angeles General Medical Center, which will provide 32 withdrawal management beds and 128 subacute mental health beds. A feasibility study is underway to construct RCV at the Harbor-UCLA Medical Center. The study is scheduled to be completed in early 2024, and the project is expected to include additional transitional beds.

Relative to the Los Angeles County Shelter Crisis Declaration, Public Works, in association with the Board of Supervisors and Chief Executive Office, is also embarking on fast tracking projects to create new homeless shelters and safe parking sites throughout the County. Projects completed include the South Hope Street Interim Housing Project that, in association between the County and City, provides 100 new beds; 2 interim housing projects in South Los Angeles that provides 20 recreational vehicles trailers that can house up to 80 residents; the San Pedro Interim Housing Project that provides 40 new beds; and the Los Padrinos Interim Housing Project that provides 20 beds for transitional-aged youth women. In response to the COVID-19 pandemic, the Hilda L. Solis Interim Housing Project was completed in six months and began operations in April 2021 providing housing for 232 residents on a four-acre site with each bedroom unit having its own private bathroom and kitchenette. At Rancho Los Amigos National Rehabilitation Center, Buildings 601 & 602 are being repurposed to provide up to 80 beds for interim housing. Additional interim projects in progress can provide up to 800 additional new beds and safe parking for up to 100 vehicles and recreational vehicles. Public Works supported the Chief Executive Office with the assessment and purchase of 10 hotels/motels using American Rescue Plan Act funds to house people experiencing homelessness as part of Project Homekey 1.0. This project has provided 717 new transitional beds. The County is partnering with local nonprofit organizations to convert 8 of these properties into 597 units of permanent supportive housing with Public Works providing oversight of the design efforts currently underway. Public Works is also supporting the Homeless Initiative with oversight of Project Homekey 2.0. These are California Department of Housing and Community Development funded development projects where the County has partnered with corporations to acquire and convert motels or similar properties into interim housing and permanent supportive housing. Once completed, they will provide 415 interim housing units and 297 permanent supporting housing units.

560
total active projects
with a project value
of approximately
\$7 billion



KEY ISSUES/CHALLENGES

- **Project Management Delivery**
Keeping in-line with project control technology and trends allows Public Works to foster a competitive edge and collaborate more efficiently with the private industry. Utilizing technology and project delivery methods that are on-par with our contractors helps to improve process efficiencies, resulting in lower costs, time savings, and improvement in customer and stakeholder satisfaction demands.
- **Addressing Broad Scope of Client Needs**
All County departments provide specific services and have unique needs while each Supervisorial District has different priorities that best serve their constituents. Public Works must be able to proactively respond and quickly adapt to changing customer demands.
- **Aging Buildings and Infrastructure**
 - Ensuring processes are in place to allow Public Works to carry out the evaluation and repair or replacement of buildings and infrastructure that have outlived their useful lifespan.
 - Ensuring sufficient staff and resources are available to carry out projects funded through the recently approved Federal and State legislative bills.

STRATEGIES

- **Improve Organizational Effectiveness**
 - Prioritize streamlining processes and implementing organizational improvements to ensure that projects are delivered within scope, schedule and budget.
 - Implementing a new Program Management Control System will play a major role in process improvements.
- **Improve Client Relations**
 - Enhance customers' understanding of the infrastructure development process and the roles and responsibilities of other stakeholders, including the part of the customer.
 - Develop project delivery playbooks and capital project delivery road maps for both vertical and horizontal infrastructure projects.

STRATEGIES STATUS (FOURTH QUARTER: APRIL–JUNE 2023)

Strategy: Improve Organizational Effectiveness

1. Based on Public Works' review of its current project delivery approaches, a Project Controls Group was formed to provide support to infrastructure projects by providing cutting edge project scheduling, information gathering, tracking, and reporting. This quarter, the group focused on improving data accuracy across the portfolio.
2. The new Program Management Control System to provide integrated program and project management functions for the Construction Management Branch is proceeding forward with the implementation phase for Phase I, which includes Public Works and the Chief Executive Office. Discovery meetings with the software vendor and internal stakeholders are ongoing to develop the software program to the County's business process requirements.
3. Public Works continues to work with its Implementation Committee and Formation Team of internal stakeholders representing various core service area infrastructure projects sponsors, service providers, and project managers. These efforts will stabilize and redefine the optimum model for outcome based, 21st Century, integrated infrastructure project delivery based on lessons learned from implementation across the Enterprise. When complete, this system will optimize processes, be customer-oriented, and be more efficient, effective, and innovative. The system will feature standardized processes, procedures, and improved tools and technologies to support infrastructure project delivery across the Enterprise.

Strategy: Improve Client Relations

1. Public Works collaborated with the Internal Services Department and the Los Angeles County Development Authority on a Project Delivery Playbook that outlines the types of projects and services each can provide to other County departments. The playbook was completed in June 2023 and is being reviewed by department heads. Next steps include briefing the Chief Executive Office and Board offices.
2. Public Works is creating a Capital Project Delivery Roadmap, which will outline the various phases in the implementation of County Capital Projects and roles and responsibilities. A draft of the roadmap was completed in June 2023 with input the Chief Executive Office. Next steps include finalizing the draft and sharing it with the Board offices and the various tenant departments for whom Public Works delivers projects.
3. Public Works is beginning the process of developing a Customer Experience Survey. The initial draft survey was completed in June 2023 and is currently being reviewed by Public Works administration.

RESULTS-BASED ACCOUNTABILITY: SUMMARY

Population Accountability

Population Outcome: Creating vibrant communities that are safe and resilient in unincorporated Los Angeles County.				
Population Indicators	Current Value	Current Reporting Period	Previous Value	Previous Reporting Period
Percentage of infrastructure projects delivered within scope, as expressed by: A) Percent of change orders executed on new construction projects within 10%	100% (3 of 3)	4/1/23 – 6/30/23	N/A	N/A
Percentage of infrastructure projects delivered within scope, as expressed by: B) Percent of change orders executed on renovation/refurbishment projects within 15%	100% (3 of 3)	4/1/23 – 6/30/23	N/A	N/A
Percentage of infrastructure projects delivered within schedule	83% (5 of 6)	4/1/23 – 6/30/23	N/A	N/A
Percentage of infrastructure projects delivered within budget	100% (6 of 6)	4/1/23 – 6/30/23	N/A	N/A

Performance Accountability

Strategy 1: Improve Organizational Effectiveness					
Performance Measures (April – June 2023)	Current Actual Value	Most Recent Period	Current Target Value	Current Trend	Baseline % Change
Percentage of projects completed within initial Board approved budget	100% (6 of 6)	4/1/23 – 6/30/23	90%	N/A	N/A
Percentage of projects completed within initial Board approved schedule	83% (5 of 6)	4/1/23 – 6/30/23	90%	N/A	N/A
Percentage of projects with soft cost below 30%*	50% (2 of 4)	4/1/23 – 6/30/23	80%	N/A	N/A
Percentage of projects with bids/proposals within final cost estimates	9% (1 of 11)	4/1/23 – 6/30/23	80%	N/A	N/A

* Please refer to Key Takeaways below

Strategy 2: Improve Client Relations

Performance Measures (April – June 2023)	Current Actual Value	Most Recent Period	Current Target Value	Current Trend	Baseline % Change
Percentage of Customer satisfaction rating above “Good” *	0	4/1/23 – 6/30/23	90%	N/A	N/A

* Please refer to Key Takeaways below

KEY TAKEAWAYS

- Overall, baseline data shows that our Core Service Area is excelling in some areas while other areas have opportunities for improvement.
- Soft cost data for infrastructure projects is still being refined and going through quality assurance review to ensure that data related to Transportation and Water projects is accurate and up to date. Baseline data reflected this quarter is for vertical infrastructure projects only.
- The Customer Experience Survey is in the final stages of departmental review. We anticipate the first round of surveys will be sent out the in the first quarter of FY 2023-24.



Public Contracting and Asset Management

"Public Works is a center of excellence for modern infrastructure design, technical services, asset management, and contracting."





MAJOR PROGRAMS/SERVICES

The Public Contracting and Asset Management (PCAM) Branch is a Public Works Support Service Area that focuses on internal, specialized service delivery.

PCAM's core functions assist Public Works with designing sustainable infrastructure projects; managing assets that promote the equitable and transparent delivery of services and information to the public; and providing contracting services that effectively meet the needs of all Public Works Core Service Areas.

PCAM also ensures that Public Works adheres to the directives of the Board of Supervisors by upholding responsible and equitable contracting practices, while also supporting regional economic development through targeted business outreach and job creation.

Cultivate Technical Expertise

Public Works focuses on maintaining a skilled and technical workforce capable of developing resilient and sustainable infrastructure, and providing essential services that meet the needs of all Los Angeles County communities.

PCAM's ability to cultivate technical skills in engineering, geology, landscaping, surveying, professional trades, real estate, mapping, and contracting are necessary for Public Works to maintain and continue enhancing its core internal support system to ensure public trust, customer satisfaction, and optimal delivery of infrastructure projects and services. As such, the Agency is committed to providing the education, training, and technology required to advance as an industry leader for technical services.



Asset Management

Public Works administers real property management services for the County; supports land development and land rights activities; maintains 269 County-owned facilities; and provides specialized trades services for buildings, dams, pump stations, and other flood control and water conservation infrastructure throughout Los Angeles County.

In addition, the Agency is responsible for enhancing public safety and the quality of life for the people of Los Angeles County by providing state-of-the-art traffic operations and maintenance services, including traffic signals, streetlights, and pavement preservation.

County Contracting Services

Public Works manages a comprehensive, full-service contracts operation to meet service and construction-related contracting needs throughout the County. The Agency also develops and manages multiple contract-related programs designed to promote equitable opportunities for economic development, job creation, and engagement with local communities and businesses.

4th Quarter FY 22-23

(All Districts)

Contracts Awarded:



Over

\$158M

Over

\$59M

To Small Businesses

Jobs Created:

1,961

Public Works maintains

269

County-owned facilities. This quarter, technical and trades staff completed almost 609 work orders for maintenance, repairs and special projects.



KEY ISSUES/CHALLENGES

- Providing ongoing training and education opportunities to the large and diverse Public Works technical staff.
- Recruiting and retaining licensed professional surveyors due to the statewide shortage.
- Competition with other departments and agencies to retain trained staff.
- Managing 269 County-owned facilities and other assets that require ongoing maintenance and preservation, while addressing emerging issues related to climate change.
- The Board of Supervisors mandates initiatives to advance equity in County contracting, support local small businesses, and promote regional job creation that are continuously compounding and evolving.

STRATEGIES

- **Expertise/Talent and Skill Development**
 - Provide specialized technical services and strive to cultivate a highly skilled workforce to support projects and services for Los Angeles County residents and businesses.
 - Support and/or offer certification, education, licensing, and training programs to technical staff.
- **Optimized Asset Management**
 - Maintain optimum functionality at Public Works Headquarters campus and field facilities, which are critical to the delivery of services and projects throughout Los Angeles County.
 - Develop plans and programs to reinvest in Public Works facilities to improve service delivery and increase preventative maintenance projects that support the sustainability of assets and contributes to financial health.
- **Equitable County Contracting Practices**
 - Commit to the implementation of practices and Board priorities that increase equitable opportunities in the region, while fulfilling all contracting needs for Public Works projects and services.
 - Successfully implement key Board-mandated programs that create opportunities for local businesses and the community workforce, while efficiently meeting all County contracting needs.

STRATEGIES STATUS (FOURTH QUARTER: APRIL–JUNE 2023)

Strategy: Expertise/Talent and Skill Development

1. Public Works has participated in external training programs and conferences hosted by the US Green Building Council-Los Angeles (MyGBCE 2023), the American Society of Civil Engineers Environmental and Water Resources Institute (EWRI 2023 Congress), and Esri (Esri 2023 User Conference). These conferences have offered extensive educational opportunities in the areas of sustainable infrastructure.
2. Internally, Public Works has initiated the first step to establish an Enterprise-wide infrastructure training program, tentatively titled "Infrastructure Delivery Academy." This inter-Divisional technical training program will cover various components of infrastructure delivery and will greatly enhance our talent through cross-pollinating skillsets from numerous experts within the agency.
3. Public Works also organized classification-specific training programs for non-licensed land surveyors to better perform crucial job tasks and prepare for examinations for the Land-Surveyor-in-Training Certificate and Professional Land Surveyors License. Training opportunities for real estate staff were also secured through the International Right of Way Association.

Strategy: Optimized Asset Management

1. Facilities assessments to evaluate the condition of Public Works buildings have been completed and are under a final review to prioritize and recommend critical repairs.
2. Public Works is working to collaborate with contract cities and identify opportunities for enhancing services related to traffic control assets. An initial meeting was held with the city of La Canada-Flintridge and meetings are scheduled with other contract cities for next quarter.
3. Public Works completed the analysis for an Enterprise-wide solution to adopt a new asset management system. The system would provide significant benefits in the effectiveness of managing the assets of field infrastructure and facilities. The contract to acquire the system and integrate assets is tentatively scheduled for Board approval this calendar year.

Strategy: Equitable County Contracting Practices

1. Public Works provided analytics and program information on the pilot Community Workforce Agreement (CWA) to help implement a Countywide CWA that was executed in June. Public Works has begun implementing a scalable framework for administering the CWA, aligning with the Board's priorities to promote equity and access to contracting opportunities for all Los Angeles County.
2. Public Works continued successfully administering the Local & Targeted Worker Hiring Policy (LTWHP), creating opportunities for local workers, disadvantaged groups, and individuals who face barriers to employment to start careers in construction trades and get hired on County construction projects. The Chief Executive Office (CEO) sought feedback from Public Works and other stakeholders to develop a set of recommended changes to the LTWHP. These changes will refine and improve the existing policy, ensuring it continues to be relevant and impactful. The LTWHP was scheduled to sunset in June but after the CEO introduced its recommended changes, the revitalized policy was extended through 2027.
3. The Public Works Business Relations Program implemented innovative approaches to educate and empower small and minority-owned businesses. One such approach was a virtual event hosted in May in partnership with the Department of Economic Opportunity and the California Department of Transportation, titled "Community Business Enterprise Program: Bridging the Gap to Contracting Opportunities." The event was well attended with over 260 participants.

- The Public Works Business Relations Program finalized a complete overhaul of its weekly email that provides vital information to over 36,000 subscribers about newly released contracting opportunities, business development events, and resources available to small businesses.

RESULTS-BASED ACCOUNTABILITY: SUMMARY

Population Accountability

Population Outcome: Public Works is a center of excellence for modern infrastructure design, technical services, asset management, and contracting.				
Population Indicators	Current Value	Current Reporting Period	Previous Value	Previous Reporting Period
Percentage of technical staff who have enhanced their expertise above the minimum requirements for their position	37%	April-June 2023	New indicator; current value is the first metric	No previous reporting period
Percentage of construction contracts that meet or exceed the Board's hiring goals	78%	April-June 2023	82%	October-December 2022
Number of annual award-winning infrastructure projects	6	April-June 2023	6	October-December 2022

Performance Accountability

Strategy 1: Expertise/Talent and Skill Development					
Performance Measures (April – June 2023)	Current Actual Value	Previous Value	Current Target Value	Current Trend	Baseline % Change
Percentage of technical staff with professional licenses	59%	76%	100%	↓	22.4%
Number of employees who engaged in educational and training opportunities	359	New metric; no previous value	300	N/A	N/A
Number of educational and training opportunities completed	114	New metric; no previous value	100	N/A	N/A

Strategy 2: Optimized Asset Management

Performance Measures (April – June 2023)	Current Actual Value	Previous Value	Current Target Value	Current Trend	Baseline % Change
Percentage of facility upgrade projects completed	27%	27%	25%	→	0%
Percentage of preventative maintenance work completed	80%	73%	100%	↑	9.6%

Strategy 3: Equitable County Contracting Practices

Performance Measures (April – June 2023)	Current Actual Value	Previous Value	Current Target Value	Current Trend	Baseline % Change
Percentage of compliance to mandatory and best effort targets for Board mandated programs that promote equity	76%	81%	100%	↓	6.2%
Percentage of requested contract solicitations and renewals completed by the client Division's deadline	100%	100%	100%	→	0%
Number of business outreach events hosted and/or actively participated in by directly educating and encouraging businesses (especially small and historically underutilized businesses) to contract with LA County	2	3	3	↓	33%

KEY TAKEAWAYS

- Public Works is committed to learning best practices, emerging trends, and technological innovations from other leading public works practitioners through participation in conferences and external education and training sessions, with the goal of optimizing the agency's skills and expertise. Recently, Public Works initiated an Enterprise-wide infrastructure training program to tap into its internal wealth of knowledge and implement internal technical trainings. These efforts are key to being a center of excellence for modern infrastructure design, technical services, asset management, and contracting.
- The percentage of Public Works technical staff with professional licenses appears to be trending downward; however, the performance measure has evolved to better define "professional licenses" and accurately measure advancements towards increasing our staff's credentials.
- Public Works continues to prioritize the sustainability and resiliency of our facilities and assets, and is adopting new solutions and systems for asset management. There is also a heightened focus on enhancing services with contract cities that utilize our traffic control assets.
- Public Works is actively seeking opportunities to increase equitable contracting in the County, in alignment with Board priorities. The agency contributed to policy enhancements and the development of multiple economic development programs that assist underserved residents and businesses.



Municipal Services

"Creating vibrant communities that are safe and resilient in unincorporated Los Angeles County."



2,200 Subdivision improvement plans reviewed annually

15,622 building permits valued at \$1.8 billion issued annually



MAJOR PROGRAMS/SERVICES

Public Works' Municipal Services Core Service Area (CSA) is responsible for the development of safe, sustainable, and resilient communities. As such, the CSA provides programs and services that enable sustainable and resilient developments, environmental protection, social equity, quality of life, and economic development within Los Angeles County. Services provided include efficient project entitlement, permitting, and inspection of residential, industrial, and commercial developments; code enforcement and property rehabilitation programs; graffiti abatement services; initiatives to bridge the digital divide; and administration of the Office of Oil and Gas.

Municipal Services CSA also enhances housing and community development by advancing affordable housing for low-income communities and persons experiencing homelessness. Additionally, Municipal Services safeguards Los Angeles County communities by preparing for and responding to daily incidents; supporting County emergency operations during major emergencies and disasters; and collaborating with first responders, such as Sheriff, Fire, and Office of Emergency Management, to provide outreach on emergency preparedness and community resiliency.

Land Development

Public Works, in partnership with the Department of Regional Planning, provides streamlined land development services on California Environmental Quality Act document reviews, entitlements, permitting, inspection services, and permit approvals for customers. This is made possible with the online enterprise plan checking system – EPIC-LA. Each year, approximately 2,200 subdivision-related plan reviews are performed, and 290 new subdivision maps are recorded. During the fourth quarter of Fiscal Year 2022-23, 577 subdivision-related plan reviews were performed and 63 new subdivision maps were recorded. In addition, Public Works provides land development and County Surveyor services for 42 cities through contract city services.

Permits and Inspection

Public Works is also responsible for the enforcement of building regulations for public and private buildings and operates at ten regional permit offices providing building permit and inspection services. An estimated 15,622 building permits with a valuation of \$1.8 billion are issued annually and made available online via Public Works' interactive "Building Permit Viewer" website. At the end of the fourth quarter of Fiscal Year 2022-23, there were 4,850 building permits issued with a valuation of approximately \$630 million. This fourth quarter data shows a continuing productive trend with building permit applications within unincorporated County increasing 74 percent overall, compared to the same quarter of Fiscal Year 2018-19 pre-pandemic levels.

This significant increase indicates the continuing strong construction market. Of the permits issued during the fourth quarter of Fiscal Year 2022-23, there were 2,401 solar permits issued, which yields an estimated yearly energy production of 52,363,402 kWh. This amount of solar energy is roughly the equivalent of 7,996 passenger vehicles removed from the road per year. In addition to online permit services, Public Works provides building official services for 12 cities through contract city services.

Public Works is also responsible for providing permit and inspection services for general construction, transportation, filming, and other activities within unincorporated County public rights-of-way and other activities affecting Los Angeles County Flood Control District facilities and right of way, including underground confined space inspection services for storm drain facilities. Public Works also provides permit and inspection services in city public rights-of-way for three contract cities and transportation permit issuance for 21 contract cities. Approximately 6,955 road/flood encroachment and transportation permits were processed and over 10,597 inspections were performed based upon the data collected at the end of the fourth quarter of Fiscal Year 2022-23. As part of Public Works' commitment to allow outdoor dining in public right-of-way, amendments to Title 16 are being proposed to streamline the permitting process.

Homelessness and Housing

Public Works is dedicated to ensuring safe and sustainable communities for all. This is achieved in many ways, including collaboration on interim housing projects for persons experiencing homelessness (PEH), the inspection and assessment of shelters and interim housing during emergencies or severe weather events, and for projects such as Project RoomKey, which is focused on the most vulnerable populations and PEH. Public Works also

provides project management services on interim and permanent supportive housing projects for PEH, such as Project HomeKey, and expediting the process for affordable housing, and the granting of certificates of occupancy. At the end of the fourth quarter of Fiscal Year 2022-23, there were 2,293 residential building permits finalized which enabled housing occupancy.

County Garage Conversion Accessory Dwelling Unit Program

Adaptive reuse is a concept used as early as the 1970's for the process of repurposing existing buildings to encourage sustainable development through conversion while minimizing reconstruction and demolition waste. In response to the Board of Supervisors' Emergency Declaration to alleviate the housing crisis, Public Works is currently promoting adaptive reuse of existing garages into new accessory dwelling units through an expedited permit processing using standardized sheets, pre-construction meetings, and construction guide. In the fourth quarter of Fiscal Year 2022-23 there were approximately 40 garage conversion submittals received for permitting.

Express Permits

To further assist constituents needing simple permits where the project will not require a plan review, Public Works has created a series of online express permits for the categories of Mechanical, Electrical, Plumbing, and Sewer. This new process allows hundreds of applicants to instantly receive permits 24/7 once the fees are paid while ensuring the proposed work is inspected to ensure building code compliance.

Code Enforcement and Property Rehabilitation Program

Public Works performs code enforcement activities related to property maintenance to improve public safety and quality of life in unincorporated communities. The program staff responds to complaints and investigates and resolves public nuisance, unsightly property conditions, or unpermitted construction issues within a community. Based upon data collected at the end of the fourth quarter of Fiscal Year 2022-23, there were 102 code enforcement cases, 156 property rehabilitation cases, and 169 Nuisance Abatement Team (NAT) cases. The NAT cases typically include County regulation violations enforced by the Departments of Regional Planning, Health Services, Fire, and Animal Care & Control and require the assistance of a multiagency Task Force, including County law enforcement and the District Attorney's Office for enforcement actions. In addition, Public Works performs code enforcement

Building and Safety services to

13 Cities

8 million square feet of graffiti removed per year by Public Works.

Land Development services to

42 Cities

activities related to public rights-of-way, on a complaint basis, to investigate and resolve unpermitted encroachments. Public Works also investigates illicit/undocumented connections to Flood Control District facilities for resolution and proper documentation.

Graffiti Abatement

Public Works administers the County's Graffiti Abatement Program, which is tasked with the removal of graffiti in the unincorporated areas of the County and Flood Control District channels. The Program also includes an outreach component to encourage communities to report graffiti. At the end of the fourth quarter of Fiscal Year 2022-23, Public Works abated 23,346 graffiti tags throughout the County, to promote safe and sustainable communities.

Office of Oil and Gas

The Office of Oil and Gas (Office) was created to allow the County to be informed about existing oil and gas operations and ensure coordination to promote better public and environmental health. The Office, in coordination with the California Geologic Energy Management Division, the Chief Sustainability Office, and the County Departments of Regional Planning, Public Health, and Fire - Health HazMat, developed a framework to plug and abandon idle oil wells, with the goal of improving environmental conditions for frontline communities. The Office also created a website (<https://oilandgas.lacounty.gov>) to provide information on pending legislation, the regulatory framework, and current events, as well as provide an electronic form for members of the community to submit their concerns related to oil or gas facilities.

In response to a September 2021 motion by the Board of Supervisors, the Department of Regional Planning prepared an ordinance to amend Title 22 to prohibit new oil wells and production facilities in all zones, designate existing wells and production facilities as nonconforming uses in all zones, and establish regulations for existing oil wells and production facilities. The ordinance applies to unincorporated areas except for the Baldwin Hills Community Standards District, areas designated as a specific plan, and uses operating under a valid discretionary permit. On January 24, 2023, the Board adopted the Oil Well Ordinance, which became effective on February 23, 2023.

In addition, the Chief Sustainability Office responded to another September 2021 Board motion to implement the recommendations outlined in the initial Just Transition Strategy report such as expanding the Stakeholder Taskforce to include frontline and tribal communities, identifying and addressing key data gaps, including the demographics of fossil fuel workers and economics of the fossil fuel industry in the County, to inform a Just Transition Strategy, and report back to the Board annually on updates. The latest report, which presented the completed Just Transition Strategy, was submitted to the Board on December 5, 2022. The motion also directed the Chief Executive Officer (CEO) to explore options to increase revenue dedicated to the ongoing implementation of the Just Transition Strategy, including relevant State and federal funding sources.

Fire Recovery Efforts

In recent years, wildfires have occurred at an unprecedented scale and frequency. Public Works supports the fire response by assisting with road clearing, water sources, building assessments, and incident command. Following the fires, Public Works coordinates with County, State, and Federal agencies to expedite the removal of hazardous debris to prevent contamination of soil and surface waters. Public Works evaluates and maps debris flow hazards, provides engineering advice to residents, and participates in a unified command to protect communities during storms. Additionally, Public Works supports communities throughout their recovery. This includes emergency projects to restore infrastructure and utilities, improve flood control systems, and streamlining the permit processes for the repair and rebuilding of homes and businesses.

Resilient Construction

Pursuant to Chapter 7A of the Building Code, Public Works is ensuring new buildings, and any additions, alterations or repairs made to existing buildings located within any Fire Hazard Severity Zone, are now constructed with materials and construction methods to be resilient against future fires.

Building Code Adoption

The State of California adopts updated Building Standards Codes every three years, and pursuant to that schedule, the updated California Building Standards Codes (CBSC) was implemented on January 1, 2023, in the form of the 2023 Los Angeles County Building Codes. Los Angeles County conducted outreach to stakeholders and worked in concert with other regional jurisdictions to amend the State code to address construction-related concerns specific to the Southern California region. Many of the amendments establish critical structural design requirements that make buildings more resilient to wildfires and potentially severe earthquakes in Southern California. Public Works also ensured incorporation of amendments in support of the County Sustainability Plan.

Code Enforcement – Sacred Oaks Ranch

There have been ongoing code enforcement efforts at this 52-acre undeveloped parcel, which was used as a permanent residential camp by multiple families, including livestock and cock-fighting activity. The site was found to have approximately 15 to 20 unpermitted structures and

unpermitted grading, plumbing, electrical, and sewage on the site; and appeared to be used by several families with children. The Building Rehabilitation Appeals Board ruled that all violations must be mitigated by April 27, 2021. The property owner and their representatives continue to be responsive in cleaning up the site with their own means. Public Works also continues to verify the progress and the District Attorney has been advised of the progress on the site. An inspection to verify progress was conducted at the end of January 2023, which showed substantial clean up. Final compliance goals were discussed in the latest District Attorney conference on March 9, 2023. A follow up inspection for compliance occurred in June 2023, the majority of the remaining issues on the property are related to land use and storage. Public Works will continue to assist the District Attorney and Department of Regional Planning to gain full compliance.


Newhall Ranch – Mission Village

The ongoing efforts by Public Works on this project include:

- Bi-weekly meetings with FivePoint's executive team to discuss high-level workflow and staffing issues.
- 155 total units have been permitted for single-family residences and multi-family buildings in the fourth quarter of Fiscal Year 2022-23.
- 738 total permits have been issued for single-family residence and multi-family buildings.
- Collaboration with the Treasurer and Tax Collector and County Counsel to acquire and transfer community facilities district (CFD) facilities, with a valuation of \$1.24 billion, financed by a CFD, to the County and Flood Control District.

Emergency Management

Public Works assists the CEO's Office of Emergency Management (OEM) with Countywide emergency planning and preparedness activities, is a member of the County Emergency Management Council, and serves as lead of the Construction and Engineering Branch of the County Emergency Operations Center (CEOC). Public Works also operates and maintains a Department Operations Center (DOC) to manage local emergency responses and support County emergency operations during major emergencies and disasters. Public Works' DOC was not activated during the fourth quarter of Fiscal Year 2022-23.



Public Works Department Operations Center (DOC)

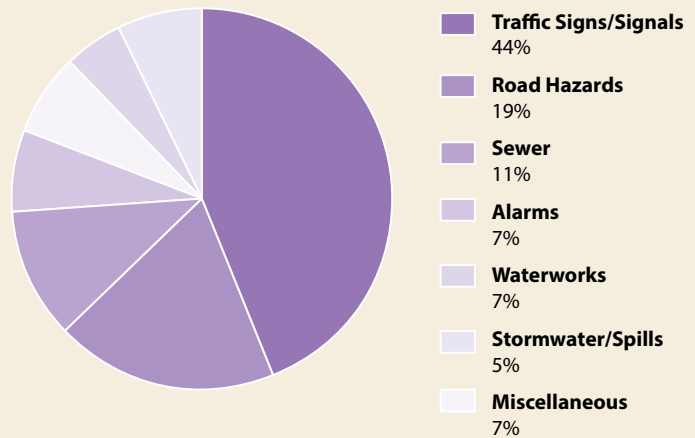
Public Works Dispatch Center

Public Works operates a Dispatch Center and hotline (1-800-675-HELP) 24 hours-a-day, 7-days a week, that coordinates nearly 50,000 service and emergency calls annually. This includes reports regarding graffiti, potholes, hazmat spills, water service disruptions, illegal dumping, sewer overflows, damaged signs, and malfunctioning traffic signals. The Dispatch Center also assists in coordinating the efforts between Public Works field crews and law enforcement or other safety responders. Road closures for County-maintained roads are posted at: pw.lacounty.gov/rmd/roadclosures and Traffic signal incidents at: pw.lacounty.gov/OSD/TrafficSignalIncidents/.

PUBLIC WORKS DISPATCH SERVICES



Analysis of Fiscal Year 2022-2023 Dispatch Calls, excluding graffiti reports



24/7
Hours Days
per week

50,000
Calls Per Year

COMMUNICATION SYSTEMS
Telephone / Radio / Electronic

ALARM SYSTEM MONITORING

County Building Evaluation Team (CBET)

A comprehensive emergency response plan has been developed, in partnership with the CEO and Internal Services Department, which includes processes on the prioritization and evaluation of County buildings in the event of a major emergency, such as a major earthquake, tsunami, or extensive flooding. Public Works is tasked with evaluating the structural integrity of all County buildings. Training has been conducted and maintained to ensure appropriate staff are familiar with the CBET Plan.

Continuity of Operations (COOP) Plan

The COOP Plan identifies essential functions and processes that must be continued or rapidly resumed after disruption of normal activities. Public Works analyzed over 150 processes and prioritized their value to protect critical infrastructure, life, and property. The COOP Plan identifies the resources needed to restore essential processes and ensure that the fundamental responsibilities of Public Works are executed during responses to emergencies or disasters. For example, the Public Works COOP Plan was extensively utilized for the planning and response to the COVID-19 pandemic. Public Works' COOP Base Plan also has been updated to include additional elements that are applicable enterprise-wide.

Emerging Issues

- Los Angeles County is the most populous and among the most diverse counties in the nation. As home to 88 independent cities and nearly 125 unincorporated communities with over 10 million residents, our region will continue to face emerging issues that threaten our communities. For example, climate change is expected to bring irrevocable shifts in weather-related patterns across the region. The region may experience higher temperatures with prolonged dry periods, leading to severe droughts, heat wave, and intense fire seasons. Precipitation events may also be impacted by climate change and cause shorter, but more intense, rainfall events that produce more extensive or worsened flooding conditions. This was evident from the 2022 – 2023 storm season, where the region experienced the wettest season in 18 years and March 2023 was the wettest March in 40 years. In addition, there are environmental and health challenges that will need to be addressed expeditiously to protect our communities and enable equity and quality of life.
- During the pandemic, we faced continuing and unprecedented demands for housing, as well as interim and permanent supportive housing for persons experiencing homelessness. This has brought significant increases in building permit applications and corresponding increases in the demand for construction, new housing units, and affordable housing. Simultaneously, inflation, supply chain disruptions, and labor shortages have challenged the ability to keep pace. Additionally, fluctuations in the overall economy greatly affect the number of projects to be entitled and permitted annually, and those fluctuations have consequential impact on the staffing levels required to ensure customer service excellence.

Public Works' Response Costs* for Recent Disaster Events:

2020 Wildfires (Lake, Bobcat)	\$16.5M
2020-2022 COVID-19 Pandemic	\$20.9M
2022 Tropical Storm Kay	\$18.0M
2023 Winter Rainstorms	\$220.5M

** Documented costs for Public Works' response phase activities for declared emergencies only. Recovery and mitigation costs are not included.*



KEY ISSUES/CHALLENGES

The well-being and safety of our communities and workforce

- Provide outreach and engagement with the development community and permit applicants, to increase their understanding of the processes and best practices for sustainability, resiliency, and quality of life.
- Improve and simplify processes for permitting, to be more customer-friendly and efficient, while ensuring safety and code compliance.
- Improve collaboration among permitting departments for a concerted submittal review process to address customer needs, resiliency, and recovery after disasters.
- Adopt methods to quickly and flexibly adjust staffing levels to accommodate economic changes, customer demand, and emergency incidents.

Guiding and ensuring modern infrastructure that uplifts all communities

- Ensure equity in program plans and services, particularly in underserved and unfinished communities.
- Develop and strengthen strategic relationships, including opportunities for collaboration, community input, and stakeholder engagement.
- Increase dwelling units across the unincorporated County, including affordable housing and Accessory Dwelling Units.
- Take actions to address the crisis of PEH, such as measures focused on interim and affordable housing and safe, clean communities.
- Bridge the digital divide through initiatives to ensure broadband infrastructure development and equitable access to broadband.

The preparedness of our Public Works community and the community at large

- Increase workforce awareness of operational authority and resources to enable efficient enterprise-wide emergency responses and recovery.
- Promote community awareness of available services and resources offered by Public Works for emergency management, resiliency, and related municipal services.
- Develop and strengthen strategic relationships and collaborative opportunities to support situational awareness, regional preparedness, response efficiency, and recovery efforts.
- Support preparation for emerging social, environmental, health, and technology issues, including the overlap of issues as they present new trends and challenges in emergency management.

STRATEGIES

Accelerate Housing

An essential element of vibrant, safe, and resilient communities is the availability of housing throughout the region. Increasing the number of dwelling units and housing projects awarded certificates of occupancy is an important measure of success, along with the timeliness and responsiveness of the permitting process, designed to be customer-friendly and efficient, while ensuring safety, code compliance and equity across the County.

Actions include:

- Improving processes and workflows to enhance the customer experience
- Streamlining permitting
- Targeting educational outreach for stakeholders, including communities and the industry

Increase the State of Readiness and Community Preparedness

Public Works is responsible for a wide variety of critical infrastructure and services, which directly supports the people and economy of Los Angeles County. Any major disruptions to our critical infrastructure and services may result in loss of property or life. Public Works must be prepared to respond and mitigate any hazards, including natural disasters, technology failures, violence, or epidemics. Public Works' personnel must be properly trained to ensure a high state of readiness and collaborate with our strategic partners to help inform and educate our communities to better prepare for any hazards. Ensuring our state of readiness for Public Works and the communities we serve is fundamental to vibrant, safe, and resilient communities.

Actions include:

- Ensuring compliance with emergency management trainings
- Participating in and hosting emergency management exercises to test readiness and preparedness
- Participating in community workshops and events to support engagement on emergency-related issues including climate resiliency
- Completing After-Action Reports and assessing opportunities for improvements

STRATEGY STATUS (FOURTH QUARTER: APRIL–JUNE 2023)

Strategy: Accelerate Housing

1. Public Works continues to provide expedited services for projects that have an affordable housing component or provide affordable housing stock in other ways, such as Accessory Dwelling Units (ADU), that may positively impact PEH.
2. Public Works continues to collaborate with the Departments of Regional Planning, Fire, and Public Health to provide coordinated reviews and inspections, with a target to increase the number of permits and certificates of occupancy issued.
3. Public Works is engaged in internally examining streamlined permitting processes and workflows to improve turnaround times on customer submissions; and externally educating and engaging stakeholders to enhance the customer experience.

Strategy: Increase the State of Readiness and Community Preparedness

1. Public Works participated in several community outreach events hosted by the Supervisorial Districts and collaboration meetings with our strategic partners to promote community preparedness from all-hazards.
2. Public Works is in the process of completing After-Action Reports from the recent winter storms and will assess opportunities for improvement.
3. Public Works has continued a social media campaign to share emergency information and increase public awareness, including but not limited to, information about road hazards, storms, and tsunami preparedness.
4. Public Works issued a Notice-to-Proceed to our on-call consultant to conduct a gap analysis and update Public Works' existing COOP Plan in February 2023. Since then, Public Works held a mandatory Kick-Off Meeting in May 2023 with all the participating Divisions and Groups. The on-call consultant is working with each Division/Group individually to update their former COOP Plans. The updates to the COOP Base Plan and Division Annex Plans are anticipated to be completed in Spring 2024.
5. Continued participation as members of the Los Angeles County Fire Department Urban Search and Rescue (USAR) Team as California Task Force 2 (CA-TF2). There are currently seven Public Works engineers serving as Structures Specialists on the USAR Team.

RESULTS-BASED ACCOUNTABILITY: SUMMARY

Population Accountability

Population Outcome: Creating vibrant communities that are safe and resilient in unincorporated Los Angeles County.				
Population Indicators	Current Value	Current Reporting Period	Previous Value	Previous Reporting Period
Percent of housing demand met annually*	12%	July 1, 2022 – June 30, 2023	--	--
Number of unincorporated communities provided emergency preparedness outreach annually	1	April 1, 2023 – June 30, 2023	--	--

* Includes all housing units finalized within unincorporated LA County.

Performance Accountability

Strategy 1: Accelerate Housing					
Performance Measures (October - December 2022)	Current Value	Previous Value	Current Target Value	Current Trend	Baseline % Change
Number of building permits finalized and/or certificates of occupancy issued for dwelling units*	223	--	2,814	--	--
Average first-round plan check turnaround times (calendar days)	22	--	30	--	--
Customer service feedback	537	--	200	--	--

* Baseline established by the County's 2021-2029 Housing Element ([link](#)) to meet regional housing needs of 90,052 units within the unincorporated LA County in 8 years period broken down by 4 quarters per year $[90,052 / (8 * 4) = 2814]$.

Strategy 2: Increase State of Readiness and Community Preparedness					
Performance Measures (April – June 2023)	Current Actual Value	Previous Value	Current Target Value	Current Trend	Baseline % Change
Number of outreach events provided to identified at-risk communities, per quarter	1	--	1	--	--
Number of education sessions to support community engagement on emergency-related issues, such as climate resiliency, per quarter	3	--	2	--	--
Number of Public Works personnel participating in Emergency Management trainings**	249	--	144	--	--
Number of targeted training exercises, per quarter	3	--	2	--	--

* Minimum number of trained Public Works Personnel required to support activities in the Department Operations Center.

KEY TAKEAWAYS

Increase State of Readiness and Community Preparedness

- Public Works participated in one community outreach event and provided emergency preparedness and educational information to the residents of the unincorporated community of Hacienda Heights. In addition, Public Works participated and provided resources at other large community fairs and events, such as the Los Angeles County Fair and the 25th Tribute to Veterans and Military Families Event.
- 249 Public Works personnel are in compliance with mandated emergency management trainings. Public Works is appropriately staffed in each branch under the Standardized Emergency Management System (SEMS), National Incident Management System, and Incident Command System structures. In addition, Public Works conducts monthly DOC and CEOC refreshers to help ensure Public Works is in a constant state of readiness to respond to and mitigate any potential hazards.
- Public Works conducted an internal DOC Tabletop Exercise with the CBET with the objective to evaluate existing processes in the CBET Plan when given a less than 24-hour notice to activate. Several lessons learned were identified and incorporated, as appropriate.
- Public Works personnel participated in the Defense Support of Civil Authority (DSCA) Tabletop Exercise and the Joint Civil-Military Drill as part of the 2023 Los Angeles Fleet Week. The Tabletop Exercise and the Joint Civil-Military Drill discussed emergency air communication and coordination, resource request process, and developed a framework for Landing Zone Coordination Point for potentially aide and resources.

Appendix 1

Services Provided to Cities

VIA Agreement

Los Angeles County Public Works Services Provided To Cities (Via Agreement)

SD1

	Bridge Inspection and/or Maintenance	Building & Safety	Storm Drain Catch Basin Clean Out	Storm Drain Catch Basin Insert Maintenance (County Flood Control Catch Basins)	City Pump Station	Street Maintenance	Industrial Waste	Permit Issuance & Inspection (Transportation)	Consolidated Sewer Maintenance District	Safe, Clean Water Program	Sewer Maintenance Contract	Street Lighting Maintenance District	Subdivision Maps: Final	Subdivision Maps: Tentative	Traffic Advisor	Traffic Operations Services	Traffic Signal Maintenance	Traffic Signal Maintenance – Shared Intersections	Underground Storage Tanks	Infrastructure Design Construction	Traffic Monitoring
Alhambra	■									■									■	■	
Azusa	■									■			■					■	■	■	
Baldwin Park	■		■						■	■								■	■	■	
Covina	■		■							■			■			■		■	■	■	■
Diamond Bar	■		■				■		■	■		■							■	■	
El Monte	■							■		■									■	■	
Industry	■	■	■	■	■	■		■	■	■					■	■	■		■	■	■
Irwindale	■	■					■			■	■							■	■	■	
La Puente	■						■			■						■		■	■	■	
La Verne	■		■				■			■									■	■	
Los Angeles										■								■		■	
Pomona	■									■									■	■	
Rosemead	■		■	■	■		■		■	■								■	■	■	
San Gabriel	■									■			■					■	■	■	■
South El Monte			■						■	■		■							■	■	
Walnut	■		■			■	■	■	■	■		■				■	■		■	■	
West Covina	■		■					■		■								■	■	■	
TOTAL	15	2	9	2	2	2	6	4	6	17	1	3	3	0	1	4	2	9	16	17	3

Los Angeles County Public Works Services Provided To Cities (Via Agreement)

SD2

	Bridge Inspection and/or Maintenance	Building & Safety	Storm Drain Catch Basin Clean Out	Storm Drain Catch Basin Insert Maintenance (County Flood Control Catch Basins)	City Pump Station	Street Maintenance	Industrial Waste	Permit Issuance & Inspection (Transportation)	Consolidated Sewer Maintenance District	Safe, Clean Water Program	Sewer Maintenance Contract	Street Lighting Maintenance District	Subdivision Maps: Final	Subdivision Maps: Tentative	Traffic Advisor	Traffic Operations Services	Traffic Signal Maintenance	Traffic Signal Maintenance – Shared Intersections	Underground Storage Tanks	Infrastructure Design Construction	Traffic Monitoring
Carson	■	■					■	■	■	■		■	■	■		■	■		■	■	■
Compton	■									■						■		■	■	■	
Culver City	■						■			■			■						■	■	
El Segundo	■							■		■			■				■			■	
Gardena	■		■				■			■			■					■	■	■	
Hawthorne	■									■			■				■		■	■	
Hermosa Beach										■			■						■	■	
Inglewood										■								■	■	■	
Lawndale		■					■	■	■	■		■	■			■	■		■	■	
Los Angeles										■								■		■	
Lynwood	■									■			■					■	■	■	
Manhattan Beach										■			■				■		■	■	■
Redondo Beach	■									■			■			■	■	■	■	■	
TOTAL	8	2	1	0	0	0	4	3	2	13	0	2	10	1	0	4	6	6	11	13	2

Los Angeles County Public Works Services Provided To Cities (Via Agreement)

SD3

	Bridge Inspection and/or Maintenance	Building & Safety	Storm Drain Catch Basin Clean Out	Storm Drain Catch Basin Insert Maintenance (County Flood Control Catch Basins)	City Pump Station	Street Maintenance	Industrial Waste	Permit Issuance & Inspection (Transportation)	Consolidated Sewer Maintenance District	Safe, Clean Water Program	Sewer Maintenance Contract	Street Lighting Maintenance District	Subdivision Maps: Final	Subdivision Maps: Tentative	Traffic Advisor	Traffic Operations Services	Traffic Signal Maintenance	Traffic Signal Maintenance – Shared Intersections	Underground Storage Tanks	Infrastructure Design Construction	Traffic Monitoring
Agoura Hills	■						■		■	■		■					■		■	■	
Beverly Hills							■			■								■	■	■	
Calabasas	■						■		■	■		■						■	■	■	
Hidden Hills									■	■						■		■	■	■	
Los Angeles										■								■		■	
Malibu	■								■	■		■							■	■	
San Fernando	■						■			■										■	
Santa Monica	■									■			■							■	
West Hollywood			■	■			■			■	■		■				■		■	■	
Westlake Village	■	■					■		■	■						■	■		■	■	
TOTAL	6	1	1	1	0	0	6	0	5	10	1	3	2	0	0	2	3	4	7	10	0

Los Angeles County Public Works Services Provided To Cities (Via Agreement)

SD4

	Bridge Inspection and/or Maintenance	Building & Safety	Storm Drain Catch Basin Clean Out	Storm Drain Catch Basin Insert Maintenance (County Flood Control Catch Basins)	City Pump Station	Street Maintenance	Industrial Waste	Permit Issuance & Inspection (Transportation)	Consolidated Sewer Maintenance District	Safe, Clean Water Program	Sewer Maintenance Contract	Street Lighting Maintenance District	Subdivision Maps: Final	Subdivision Maps: Tentative	Traffic Advisor	Traffic Operations Services	Traffic Signal Maintenance	Traffic Signal Maintenance – Shared Intersections	Underground Storage Tanks	Infrastructure Design Construction	Traffic Monitoring	
Artesia		■					■		■	■			■							■	■	
Avalon																				■	■	
Bell	■									■										■	■	
Bell Gardens	■						■		■	■		■	■							■	■	
Bellflower	■						■		■	■										■	■	
Cerritos	■	■					■	■		■								■		■	■	
Commerce	■						■	■	■	■			■	■		■		■		■	■	
Cudahy	■		■				■		■	■			■							■	■	
Downey	■									■										■	■	
Hawaiian Gardens	■		■				■		■	■								■		■	■	
Huntington Park	■									■			■					■		■	■	
La Habra Heights	■		■						■	■										■	■	
La Mirada	■	■	■				■	■	■	■		■	■	■	■	■	■			■	■	
Lakewood	■	■					■	■	■	■			■	■	■	■	■			■	■	
Lomita		■					■	■	■	■		■	■	■	■					■	■	■
Long Beach	■							■		■											■	
Los Angeles										■								■			■	
Maywood	■									■	■									■	■	
Norwalk	■						■			■										■	■	
Palos Verdes Estates	■								■	■			■							■	■	
TOTAL	16	5	4	0	0	0	11	6	11	19	1	3	9	4	3	3	2	5	18	20	1	

Los Angeles County Public Works Services Provided To Cities (Via Agreement)

SD4 (Continued)

	Bridge Inspection and/or Maintenance	Building & Safety	Storm Drain Catch Basin Clean Out	Storm Drain Catch Basin Insert Maintenance (County Flood Control Catch Basins)	City Pump Station	Street Maintenance	Industrial Waste	Permit Issuance & Inspection (Transportation)	Consolidated Sewer Maintenance District	Safe, Clean Water Program	Sewer Maintenance Contract	Street Lighting Maintenance District	Subdivision Maps: Final	Subdivision Maps: Tentative	Traffic Advisor	Traffic Operations Services	Traffic Signal Maintenance	Traffic Signal Maintenance -- Shared Intersections	Underground Storage Tanks	Infrastructure Design Construction	Traffic Monitoring
Paramount	■	■					■	■	■	■		■							■	■	
Pico Rivera	■						■	■	■	■			■					■	■	■	■
Rancho Palos Verdes							■		■	■									■	■	
Rolling Hills	■	■							■	■			■	■					■	■	
Rolling Hills Estates		■	■	■		■	■		■	■		■	■			■			■	■	
Santa Fe Springs	■	■						■	■	■			■					■		■	
Signal Hill								■		■			■						■	■	
South Gate	■							■		■			■					■	■	■	
Torrance	■									■			■					■		■	
Vernon	■									■			■							■	
Whittier	■									■		■						■	■	■	
TOTAL	24	9	5	1	0	1	15	11	17	30	1	6	17	5	3	4	2	10	26	31	2

Los Angeles County Public Works Services Provided To Cities (Via Agreement)

SD5

	Bridge Inspection and/or Maintenance	Building and Safety	Storm Drain Catch Basin Clean Out	Storm Drain Catch Basin Insert Maintenance (County Flood Control Catch Basins)	City Pump Station	Street Maintenance	Industrial Waste	Permit Issuance & Inspection (Transportation)	Consolidated Sewer Maintenance District	Safe, Clean Water Program	Sewer Maintenance Contract	Street Lighting Maintenance District	Subdivision Maps: Final	Subdivision Maps: Tentative	Traffic Advisor	Traffic Operations Services	Traffic-Signal Maintenance	Traffic-Signal Maintenance--Shared Intersections	Underground Storage Tanks	Infrastructure Design Construction	Traffic Monitoring	
Burbank	■									■			■								■	
Claremont	■									■									■	■		
Duarte			■	■			■		■	■						■			■	■	■	
Glendale	■		■							■			■					■		■		
Glendora	■		■						■	■			■					■	■	■		
La Cañada Flintridge	■	■	■	■		■	■		■	■		■				■	■		■	■		
La Verne	■		■				■			■									■	■		
Lancaster	■							■								■			■	■		
Los Angeles										■								■		■		
Monrovia	■		■							■								■	■	■	■	■
Palmdale	■							■								■			■	■		
Pasadena	■		■							■			■					■		■		
San Dimas	■						■	■	■	■			■					■	■	■		
San Marino	■		■							■			■					■	■	■		
Santa Clarita	■						■		■	■							■		■	■		
Sierra Madre	■									■			■						■	■		
South Pasadena	■									■			■						■	■		
Temple City	■		■			■	■		■	■							■		■	■		
TOTAL	16	1	9	2	0	2	6	3	6	16	0	1	8	0	0	4	3	7	14	18	2	

Appendix 2

Public Works' Priority Legislation

Public Works' Priority Legislation

As of August 14, 2023.

Bill and Author	Issue Area	Status	County Position
<i>Environmental Services</i>			
SB 244 (Eggman, D-San Joaquin Valley)	Right to Repair Act	Asm. Appr.	Support
SB 778 (Ochoa Bogh, R-Big Bear)	Excavations: subsurface installations	Asm. Utilities and Energy	None
<i>Construction Management</i>			
AB 400 (Rubio, D-Baldwin Park)	Local agency design-build projects: authorization	Asm.	Support
SB 706 (Caballero, D-Merced)	Progressive design-build: local agencies	Asm. Appr.	Support
<i>Transportation</i>			
AB 645 (Friedman, D-Los Angeles)	Vehicles: speed safety system pilot program	Sen. Appr.	Support
<i>Water Resources</i>			
SB 539 (Stern, D-Calabasas)	Sepulveda Basin: planning process: nature-based solutions	Asm. Appr.	None
<i>Municipal Services</i>			
AB 1217 (Gabriel, D-San Fernando Valley)	Business pandemic relief	Sen. Appr.	None
AB 1505 (Rodriguez, D-Sacramento)	Seismic retrofitting: soft story multifamily housing	Sen. Appr.	None
<i>Budget Trailer Bills</i>			
SB 122	Public Resources	Chaptered	None
SB 125	Transportation	Chaptered	None



Public Works

LOS ANGELES COUNTY

pw.lacounty.gov

900 S. Fremont Avenue
Alhambra, CA 91803